



SIARAN MEDIA

MEDIA RELEASE

KELUARAN DALAM NEGARA KASAR (KDNK)

SUKU TAHUNAN

SUKU PERTAMA 2024

QUARTERLY GROSS DOMESTIC PRODUCT

FIRST QUARTER 2024

Jabatan Perancangan Ekonomi dan Statistik
Kementerian Kewangan dan Ekonomi
Negara Brunei Darussalam

*Department of Economic Planning and Statistics
Ministry of Finance and Economy
Brunei Darussalam*



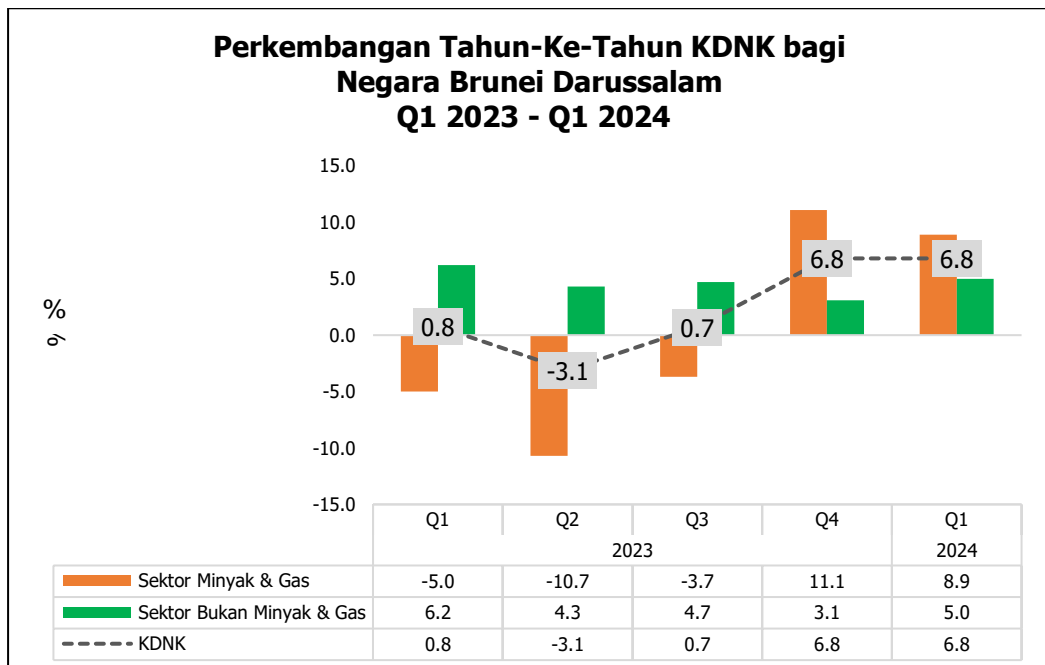
**SIARAN MEDIA
JABATAN PERANCANGAN EKONOMI DAN STATISTIK
KEMENTERIAN KEWANGAN DAN EKONOMI**

**KELUARAN DALAM NEGARA KASAR
SUKU PERTAMA 2024**

NEGARA BRUNEI DARUSSALAM

**TAJUK UTAMA: EKONOMI NEGARA BERKEMBANG 6.8 PERATUS SUKU
TAHUN PERTAMA 2024**

1. Pada suku tahun pertama (Q1) 2024, pada harga tetap, ekonomi Negara mencatatkan pertumbuhan Keluaran Dalam Negara Kasar (KDNK) yang positif sebanyak 6.8 peratus tahun-ke-tahun. Pertumbuhan ini didorong oleh peningkatan dalam Sektor Minyak dan Gas sebanyak 8.9 peratus dan Sektor Bukan Minyak dan Gas sebanyak 5.0 peratus.



2. Peningkatan bagi Sektor Minyak dan Gas adalah didorong oleh peningkatan pengeluaran minyak mentah, gas asli dan gas cecair asli (LNG). Peningkatan ini adalah selaras dengan pengeluaran daripada penemuan padang minyak baharu.
3. Sektor Bukan Minyak dan Gas terus menunjukkan perkembangan yang menggalakkan dengan peningkatan subsektor-subsektor seperti Pembuatan Produk Petroleum dan Kimia sebanyak 26.8 peratus, Perhubungan sebanyak 17.2 peratus dan Perdagangan Borong dan Runcit sebanyak 9.3 peratus.
4. Peningkatan bagi subsektor Pembuatan Produk Petroleum dan Kimia adalah terutamanya disebabkan oleh peningkatan pengeluaran produk petrokimia dan baja urea. Manakala peningkatan bagi subsektor Perhubungan adalah selaras dengan peningkatan jumlah pengguna telefon bimbit dan pelanggan internet. Ini diikuti oleh subsektor Perdagangan Borong dan Runcit yang meningkat selaras dengan peningkatan permintaan domestik.
5. Sumbangan utama KDNK mengikut aktiviti ekonomi adalah Sektor Industri yang menyumbang sebanyak 59.5 peratus, diikuti oleh Sektor Perkhidmatan sebanyak 39.3 peratus dan Sektor Pertanian, Perhutanan dan Perikanan sebanyak 1.2 peratus.
6. Jumlah KDNK Negara Brunei Darussalam pada harga semasa pada Q1 2024 adalah sebanyak BND5.0 bilion berbanding BND4.9 bilion pada Q1 2023. Sektor Bukan Minyak dan Gas telah menyumbang sebanyak 53.1 peratus termasuk aktiviti hiliran seperti pembuatan produk petroleum dan kimia dan Sektor Minyak dan Gas sebanyak 46.9 peratus termasuk aktiviti perlombongan minyak dan gas dan pembuatan LNG.
7. Mengikut pendekatan perbelanjaan, peningkatan pertumbuhan KDNK pada Q1 2024 adalah didorong oleh peningkatan Eksport Bersih Barangan dan Perkhidmatan sebanyak 9.7 peratus dan Pembentukan Modal Kasar sebanyak 9.1 peratus, diikuti oleh Perbelanjaan Penggunaan Akhir Isi Rumah sebanyak 7.5 peratus. Walau bagaimanapun, Perbelanjaan Penggunaan Akhir Kerajaan mencatatkan penurunan sebanyak 5.1 peratus.

KDNK mengikut Pendekatan Perbelanjaan pada Harga Tetap

	Q1 2023	Q1 2024	Pertumbuhan
	BND Juta		%
Perbelanjaan Penggunaan Akhir Kerajaan	1,224.8	1,162.4	-5.1
Perbelanjaan Penggunaan Akhir Isi Rumah	1,593.4	1,713.6	7.5
Pembentukan Modal Kasar	1,057.6	1,154.1	9.1
Eksport Bersih Barangan dan Perkhidmatan	967.3	1,061.0	9.7
Eksport Barangan dan Perkhidmatan	3,486.4	3,992.5	14.5
Import Barangan dan Perkhidmatan	2,519.1	2,931.6	16.4
KDNK	4,657.5	4,973.1	6.8

8. Keluaran Dalam Negara Kasar (KDNK) adalah ukuran bagi jumlah nilai barangan dan perkhidmatan yang dikeluarkan dalam tempoh tertentu setelah ditolak kos barangan dan perkhidmatan yang digunakan dalam proses pengeluaran. Laporan penuh KDNK Q1 2024 boleh didapati di laman sesawang JPES melalui deps.mofe.gov.bn



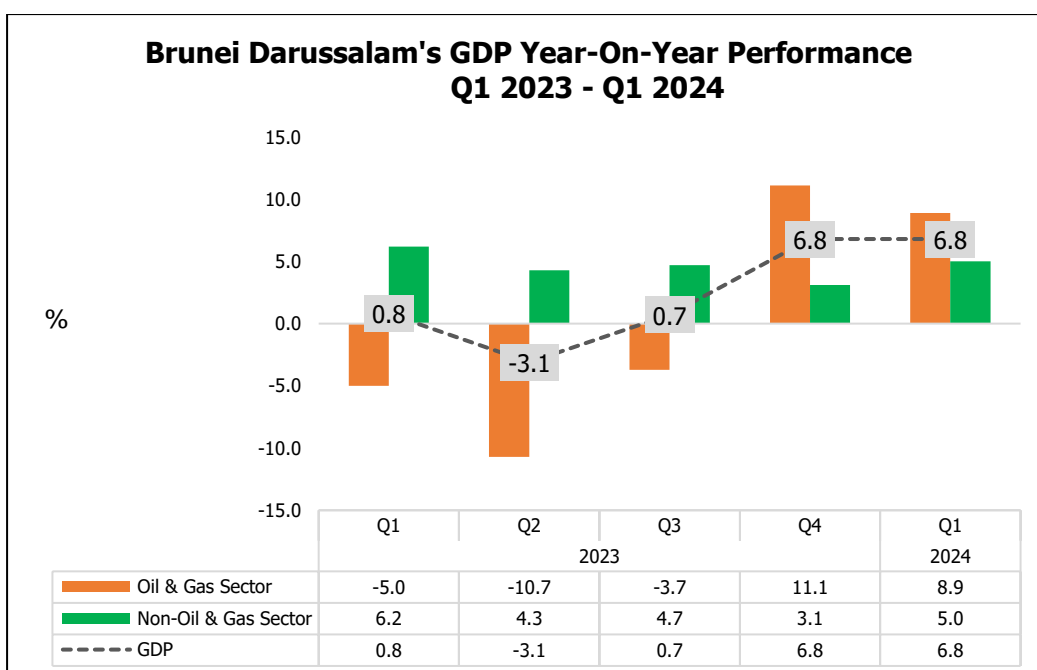
**MEDIA RELEASE
DEPARTMENT OF ECONOMIC PLANNING AND STATISTICS
MINISTRY OF FINANCE AND ECONOMY**

**QUARTERLY GROSS DOMESTIC PRODUCT
FIRST QUARTER 2024**

BRUNEI DARUSSALAM

MAIN HEADLINE: BRUNEI DARUSSALAM'S ECONOMY GREW 6.8 PER CENT IN FIRST QUARTER 2024

- In the first quarter (Q1) of 2024, at constant prices, Brunei Darussalam's economy recorded a positive growth of Gross Domestic Product (GDP) at 6.8 per cent. This growth was driven by an 8.9 per cent increase in the Oil and Gas Sector and a 5.0 per cent increase in the Non-Oil and Gas Sector.*



2. *The expansion in the Oil and Gas Sector was driven by increased production of crude oil, natural gas and liquefied natural gas (LNG). This growth was aligned with the output from the newly discovered oil field.*
3. *The Non-Oil and Gas Sector continued its positive performance with improvements in subsectors such as Manufacture of Petroleum and Chemical Products by 26.8 per cent, Communication by 17.2 per cent and Wholesale and Retail Trade by 9.3 per cent.*
4. *The expansion in the Manufacture of Petroleum and Chemical Products subsector stemmed primarily from increased production of petrochemicals and urea fertilizer. Meanwhile, the improvement in the Communication subsector was in line with the rise in the number of mobile users and internet subscribers. This was followed by the Wholesale and Retail Trade subsector, benefited from a rise in domestic demand.*
5. *In terms of GDP contribution by economic activity, the Industry Sector contributed 59.5 per cent, followed by the Services Sector at 39.3 per cent and the Agriculture, Forestry and Fishery Sector at 1.2 per cent.*
6. *Brunei Darussalam's GDP at current prices in Q1 2024 was valued at BND5.0 billion compared to BND4.9 billion in Q1 2023. The Non-Oil and Gas Sector contributed 53.1 per cent, including downstream activities such as the manufacture of petroleum and chemical products. The Oil and Gas Sector accounted for 46.9 per cent, comprising of oil and gas mining and manufacture of LNG.*
7. *By expenditure approach, the increase in GDP growth in Q1 2024 was driven by a rise in the Net Exports of Goods and Services by 9.7 per cent, Gross Capital Formation by 9.1 per cent and followed by Household Final Consumption Expenditure by 7.5 per cent. However, the Government Final Consumption Expenditure recorded a decrease of 5.1 per cent.*

GDP by Expenditure at Constant Prices

	Q1 2023	Q1 2024	Growth
	BND Million		%
Government Final Consumption Expenditure	1,224.8	1,162.4	-5.1
Household Final Consumption Expenditure	1,593.4	1,713.6	7.5
Gross Capital Formation	1,057.6	1,154.1	9.1
Net Exports of Goods and Services	967.3	1,061.0	9.7
Exports of Goods and Services	3,486.4	3,992.5	14.5
Imports of Goods and Services	2,519.1	2,931.6	16.4
GDP	4,657.5	4,973.1	6.8

8. *Gross Domestic Product (GDP) is a measure of the total value of goods and services produced in a particular period after deducting the cost of goods and services used up in the process of production. The full report for the GDP Q1 2024 is available from DEPS's website at deps.mofe.gov.bn*

GROSS DOMESTIC PRODUCT

FIRST QUARTER 2024



جباتن قرانچن ايكونومي دان ستاتيسنيك
DEPARTMENT OF ECONOMIC PLANNING AND STATISTICS
MINISTRY OF FINANCE AND ECONOMY
BRUNEI DARUSSALAM



GDP GROWTH

6.8%

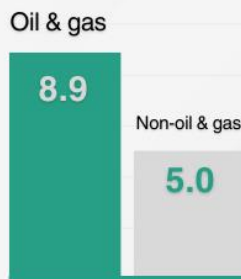
Value in BND Million
at constant prices

4,973.1

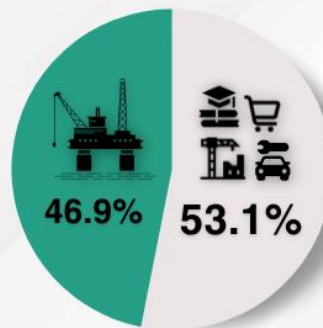
Value in BND Million
at current prices

5,020.5

GROWTH RATE (%)
AT CONSTANT PRICES



SHARE (%)
AT CURRENT PRICES



Oil & gas Non-oil & gas

MAJOR CONTRIBUTORS
TO GROWTH



Downstream activities

26.8%



Communication

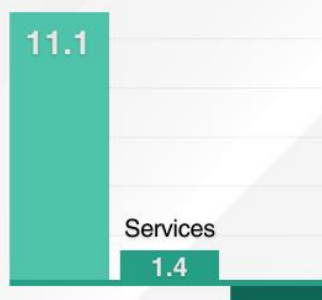
17.2%



Wholesale and retail trade

9.3%

Industry



Agriculture,
Forestry &
Fishery

-0.8

BY KIND OF ECONOMIC ACTIVITY

SHARE (%) AT CURRENT PRICES

59.5%



Industry

39.3%



Services

1.2%



Agriculture, Forestry
& Fishery



deps.mofe.gov.bn



info.statistics@jpes.gov.bn



[@statistics.jpes](https://www.instagram.com/statistics.jpes)