



# **SIARAN MEDIA**

## *MEDIA RELEASE*

### **PERANGKAAAN PERDAGANGAN BARANGAN**

### **ANTARABANGSA**

*INTERNATIONAL MERCHANDISE TRADE STATISTICS (IMTS)*

**SEPTEMBER 2020**

*SEPTEMBER 2020*



**SIARAN MEDIA**  
**JABATAN PERANCANGAN EKONOMI DAN STATISTIK**  
**KEMENTERIAN KEWANGAN DAN EKONOMI**

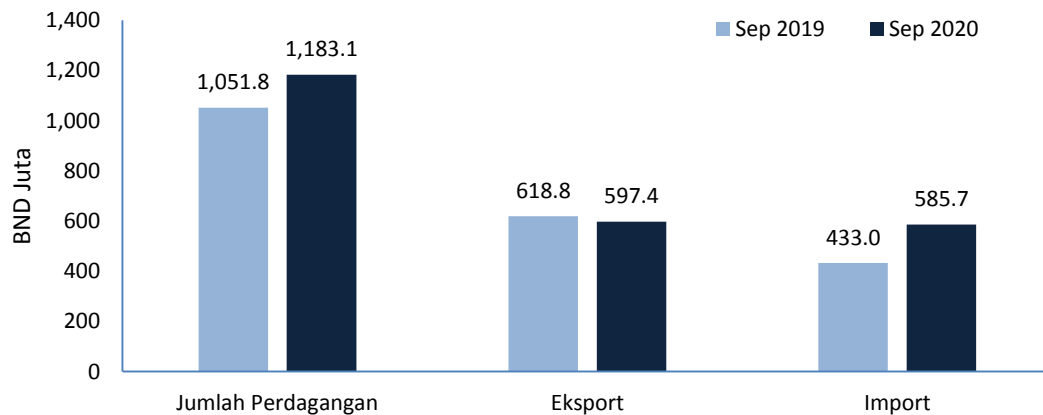
**PERANGKAAAN PERDAGANGAN BARANGAN ANTARABANGSA**  
**SEPTEMBER 2020**

---

**TAJUK UTAMA: JUMLAH PERDAGANGAN MENINGKAT SEBANYAK 12.5 PERATUS**  
**PADA BULAN SEPTEMBER 2020**

1. Pada bulan September 2020, Negara Brunei Darussalam telah mencatatkan nilai jumlah perdagangan sebanyak BND1,183.1 juta, iaitu peningkatan sebanyak 12.5 peratus daripada BND1,051.8 juta pada bulan yang sama tahun 2019. Manakala, bagi perubahan bulan-ke-bulan, jumlah perdagangan bagi bulan September 2020 menurun sebanyak 14.6 peratus berbanding dengan bulan Ogos 2020.

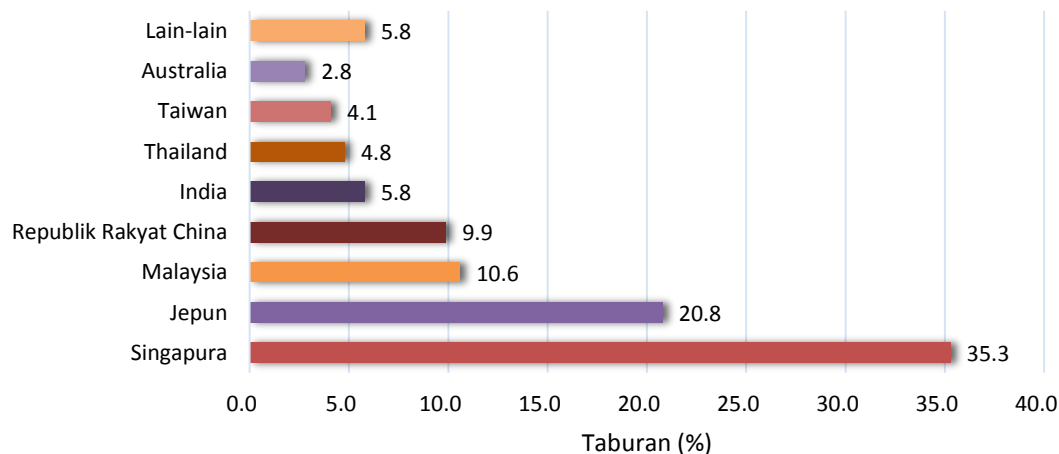
**Prestasi Perdagangan Bagi Negara Brunei Darussalam**



2. Jumlah eksport menurun sebanyak 3.5 peratus tahun-ke-tahun kepada BND597.4 juta berbanding BND618.8 juta pada September 2019. Ini disebabkan terutamanya oleh penurunan eksport Minyak Mentah kepada BND115.3 juta (September 2020) daripada BND289.6 juta (September 2019) dan juga penurunan Gas Cecair Asli (LNG) kepada BND168.0 juta (September 2020) daripada BND277.5 juta (September 2019).

3. Penurunan eksport Minyak Mentah dan LNG tersebut adalah disebabkan oleh permintaan global yang perlahan dan penurunan harga. Jumlah isipadu eksport Minyak Mentah menurun kepada 64.88 ribu tong sehari (September 2020) daripada 108.66 ribu tong sehari (September 2019) sementara purata harga eksport Minyak Mentah menurun kepada USD42.85 setong (September 2020) daripada USD67.22 setong (September 2019). Manakala bagi LNG, purata harga eksport menurun kepada USD4.56 per MMBtu (September 2020) daripada USD7.12 per MMBtu (September 2019), sementara itu, jumlah isipadu eksport LNG pula meningkat kepada 899,458 MMBtu sehari (September 2020) daripada 890,693 MMBtu sehari (September 2019).
4. Walau bagaimanapun, penurunan jumlah eksport ini telah diimbangi oleh pertumbuhan eksport Kimia yang menggalakkan kepada BND142.6 juta (September 2020) daripada BND19.3 juta (September 2019) terutamanya ke negara Republik Rakyat China dan Singapura.
5. Dari segi komoditi mengikut seksyen, Bahan Api Galian merupakan penyumbang utama kepada eksport Negara Brunei Darussalam sebanyak 73.4 peratus diikuti dengan Kimia (23.9 peratus), Jentera dan Kelengkapan Pengangkutan (1.0 peratus), Pelbagai Urusniaga (0.6 peratus) dan Pelbagai Barang Keluaran Kilang (0.5 peratus).
6. Pasaran eksport utama pada bulan September 2020 adalah Singapura (35.3 peratus) diikuti oleh Jepun (20.8 peratus) dan Malaysia (10.6 peratus).

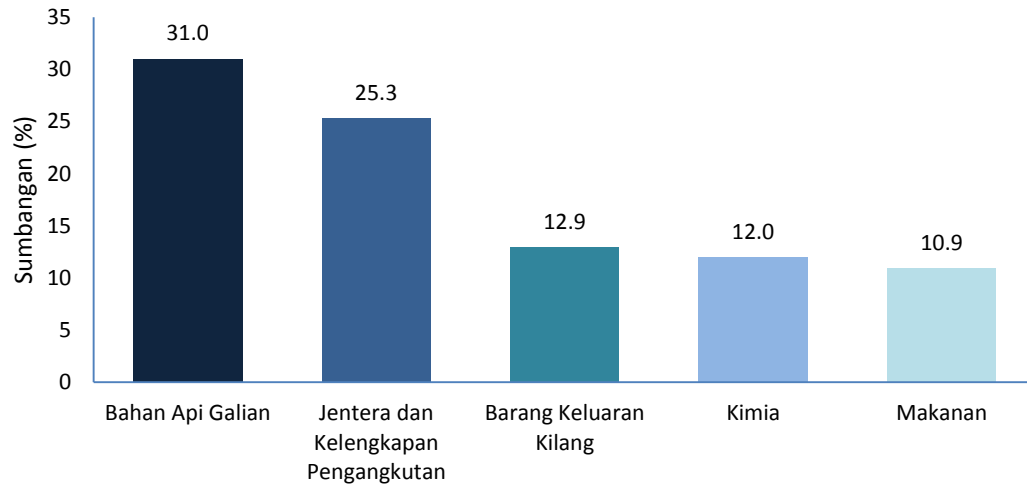
### Peratus Taburan Eksport Mengikut Rakan Dagangan



7. Bagi import, jumlah nilai menunjukkan peningkatan kepada BND585.7 juta (September 2020) daripada BND433.0 juta (September 2019) terutamanya disebabkan oleh peningkatan import Bahan Api Galian, Kimia dan Makanan.

8. Lima komoditi import utama pada bulan ini adalah Bahan Api Galian (31.0 peratus) diikuti oleh Jentera dan Kelengkapan Pengangkutan (25.3 peratus), Barang Keluaran Kilang (12.9 peratus), Kimia (12.0 peratus), dan Makanan (10.9 peratus).

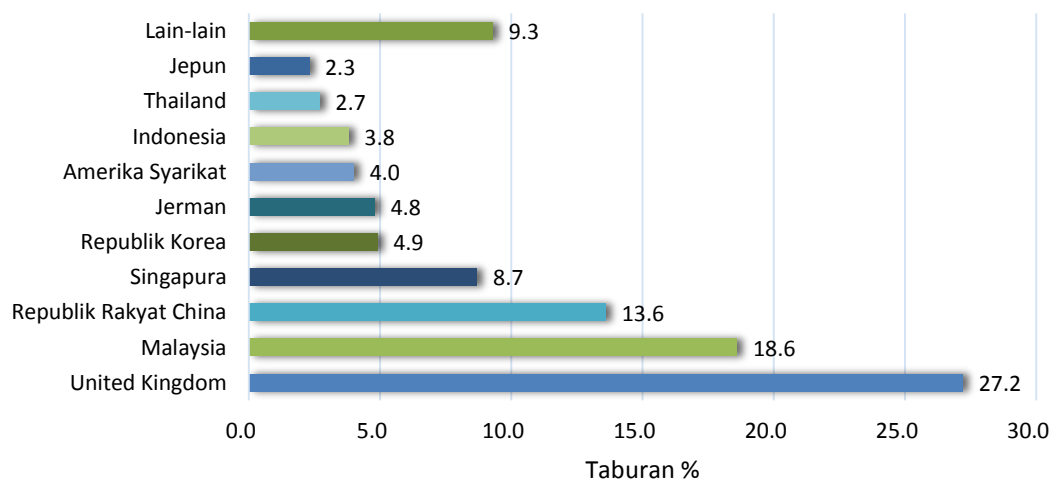
### Lima Komoditi Import Utama



9. Mengikut Kategori Penggunaan Akhir, import Barang Perantaraan menyumbang sebanyak 57.5 peratus dari jumlah import diikuti oleh import Barang Modal (36.1 peratus) dan Barang Penggunaan (6.4 peratus).

10. Dari segi import mengikut rakan dagangan, sumbangan terbesar adalah dari United Kingdom (27.2 peratus) diikuti oleh Malaysia (18.6 peratus), dan Republik Rakyat China (13.6 peratus).

### Peratus Taburan Import Mengikut Rakan Dagangan



11. Mengikut mod pengangkutan, pada bulan September 2020, peratus yang tertinggi adalah mod pengangkutan laut berjumlah BND1,106.2 juta (93.5 peratus). Ini diikuti oleh pengangkutan udara iaitu (BND50.0 juta atau 4.2 peratus) dan melalui darat (BND27.0 juta atau 2.3 peratus).
  
12. Perangkaan Perdagangan Barangan Antarabangsa (*International Merchandise Trade Statistics, IMTS*) bagi Negara Brunei Darussalam menggunakan “*General System*” bagi merekodkan perangkaan perdagangan yang meliputi import, eksport domestik dan eksport semula. Laporan penuh IMTS bagi bulan September 2020 boleh didapati melalui laman sesawang JPES di [www.deps.gov.bn](http://www.deps.gov.bn).

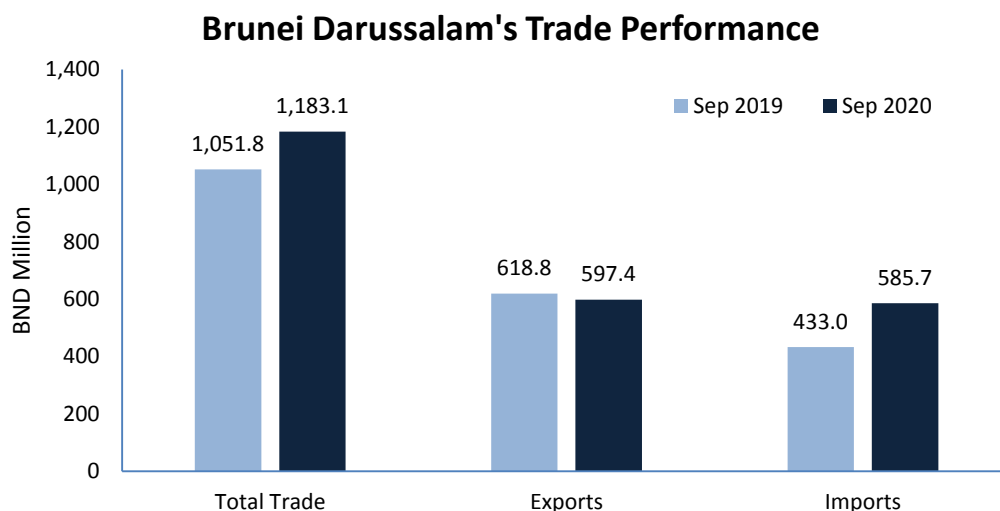


**MEDIA RELEASE**  
**DEPARTMENT OF ECONOMIC PLANNING AND STATISTICS**  
**MINISTRY OF FINANCE AND ECONOMY**

**INTERNATIONAL MERCHANDISE TRADE STATISTICS (IMTS)**  
**SEPTEMBER 2020**

**HEADLINE: TOTAL TRADE INCREASES BY 12.5 PER CENT IN SEPTEMBER 2020**

1. In September 2020, Brunei Darussalam total trade valued at BND1,183.1 million, an increase by 12.5 per cent from BND1,051.8 million during the same month last year. Meanwhile, for month-to-month changes, total trade for September 2020 decreased by 14.6 per cent compared to August 2020.

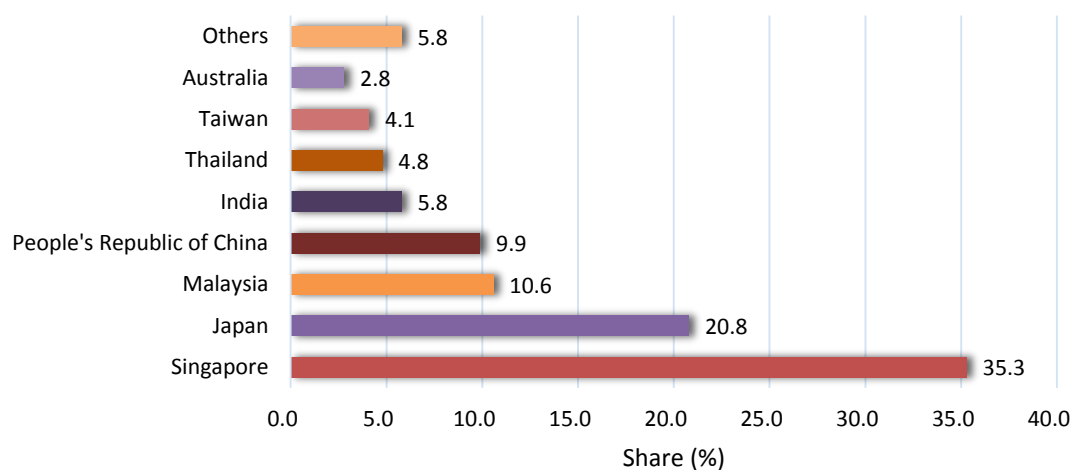


2. Total exports decreased by 3.5 per cent year-on-year to BND597.4 million compared to BND618.8 million in September 2019. This was mainly due to the decline in crude oil exports to BND115.3 million (September 2020) from BND289.6 million (September 2019) and also a decrease in Liquefied Natural Gas (LNG) to BND168.0 million (September 2020) from BND277.5 million (September 2019).
3. The decline in exports of crude oil and LNG was due to the slow global demand and a decline in prices. The total exports volume of Crude Oil decreased to 64.88 thousand barrels per day (September 2020) from 108.66 thousand barrels per day (September 2019), while the average exports price of Crude Oil fell to USD42.85 per barrel (September 2020) from USD67.22 per barrel (September 2019). Meanwhile for LNG, the average exports price declined to USD4.56/MMBtu (September 2020) from USD7.12/MMBtu (September 2019) while the exports volume of LNG increased to

899,458 MMBtu per day (September 2020) from 890,693 MMBtu per day (September 2019).

4. However, the decline in total exports was offset by an upsurge in exports of Chemicals to BND142.6 million (September 2020) from BND19.3 million (September 2019), particularly to the People's Republic of China and Singapore.
5. In terms of commodity by section, Mineral Fuels represents the major contributor to Brunei Darussalam's exports with 73.4 per cent, followed by Chemicals (23.9 per cent), Machinery and Transport Equipment (1.0 per cent), Miscellaneous Transactions (0.6 per cent) and Miscellaneous Manufactured Articles (0.5 per cent).
6. The main exports market in September 2020 was Singapore (35.3 per cent) followed by Japan (20.8 per cent) and Malaysia (10.6 per cent).

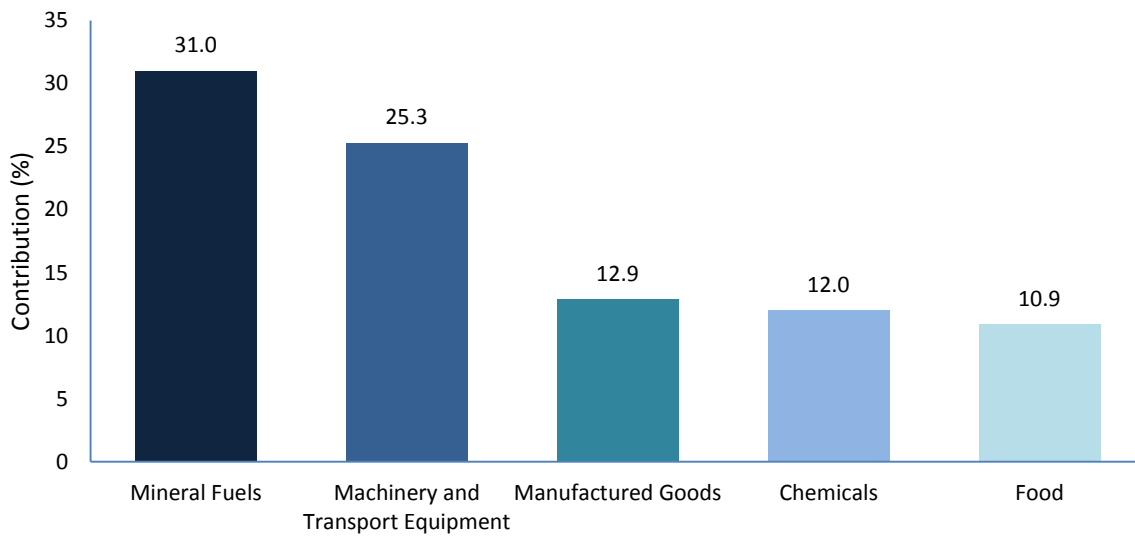
### Share of Exports by Trading Partners



7. For imports, the total value increased to BND585.7 million (September 2020) from BND433.0 million (September 2019) mainly driven by an increase in imports of Mineral Fuels, Chemicals and Food.

8. The five main imports by commodity were Mineral Fuels (31.0 per cent), followed by Machinery and Transport Equipment (25.3 per cent), Manufactured Goods (12.9 per cent), Chemicals (12.0 per cent), and Food (10.9 per cent).

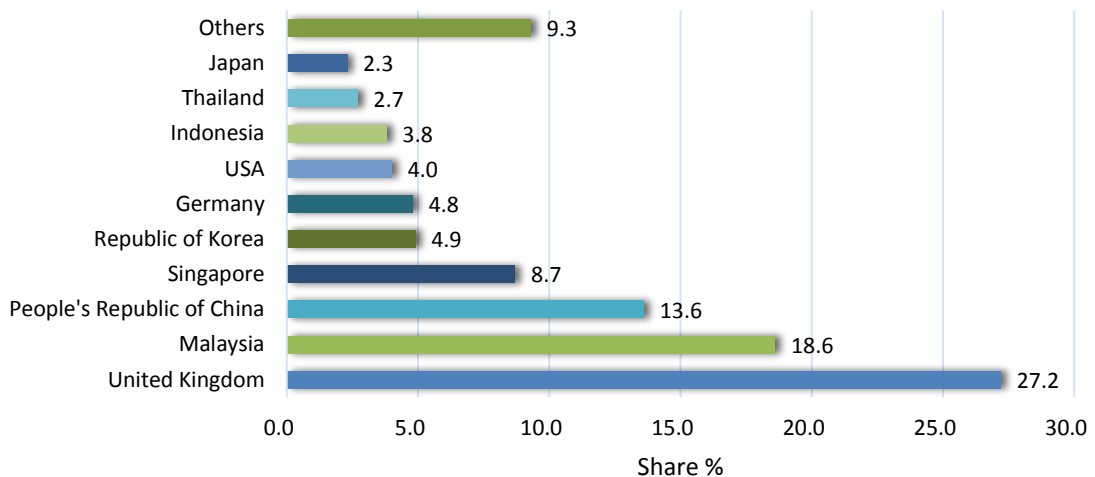
### Five Main Imports by Commodity



9. By End Use category, imports of Intermediate Goods accounted for 57.5 per cent of the total imports, followed by Capital Goods (36.1 per cent) and Consumption Goods (6.4 per cent).

10. For imports by trading partners, the highest share was from United Kingdom (27.2 per cent), followed by Malaysia (18.6 per cent), and People's Republic of China (13.6 per cent).

### Share of Imports by Trading Partners





11. *According to the mode of transport, the highest share was transported by sea, amounts to BND1,106.2 million (93.5 per cent). This was followed by air transport (BND50.0 million or 4.2 per cent) and via land (BND27.0 million or 2.3 per cent).*
  
12. *The International Merchandise Trade Statistics (IMTS) for Brunei Darussalam adopts the General System for recording trade statistics, which covers imports, domestic exports, and re-exports. The IMTS full report for September 2020 is available from the DEPS's website: [www.deps.gov.bn](http://www.deps.gov.bn).*