



SIARAN MEDIA

MEDIA RELEASE

PERANGKAAAN PERDAGANGAN BARANGAN

ANTARABANGSA

INTERNATIONAL MERCHANDISE TRADE STATISTICS (IMTS)

OKTOBER

OCTOBER

2022

Jabatan Perancangan Ekonomi dan Statistik
Kementerian Kewangan dan Ekonomi
Negara Brunei Darussalam

*Department of Economic Planning and Statistics
Ministry of Finance and Economy
Brunei Darussalam*



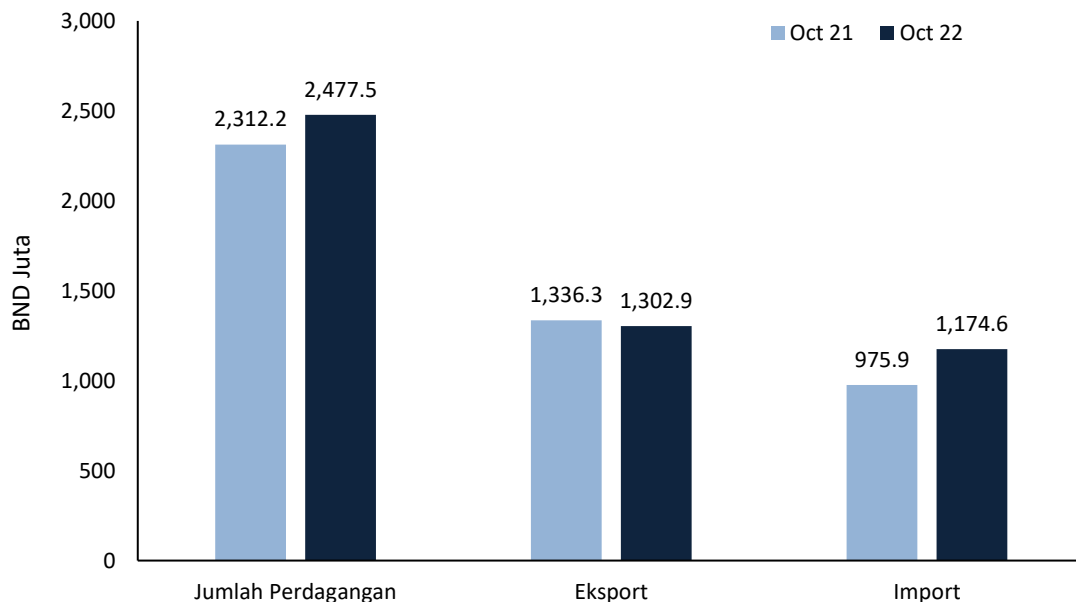
**SIARAN MEDIA
JABATAN PERANCANGAN EKONOMI DAN STATISTIK
KEMENTERIAN KEWANGAN DAN EKONOMI**

**PERANGKAAAN PERDAGANGAN BARANGAN ANTARABANGSA
OKTOBER 2022**

**Jumlah Perdagangan meningkat sebanyak 7.1 peratus pada bulan
Oktober 2022 berbanding Oktober 2021**

1. Jumlah perdagangan meningkat sebanyak 7.1 peratus daripada BND2,312.2 juta pada bulan Oktober 2021 kepada BND2,477.5 juta pada bulan Oktober 2022, disumbangkan oleh kenaikan import dalam tempoh tersebut.
2. Berbanding bulan September 2022, jumlah perdagangan menurun sebanyak 3.7 peratus, disebabkan oleh penurunan jumlah eksport, terutamanya Bahan Api Galian.

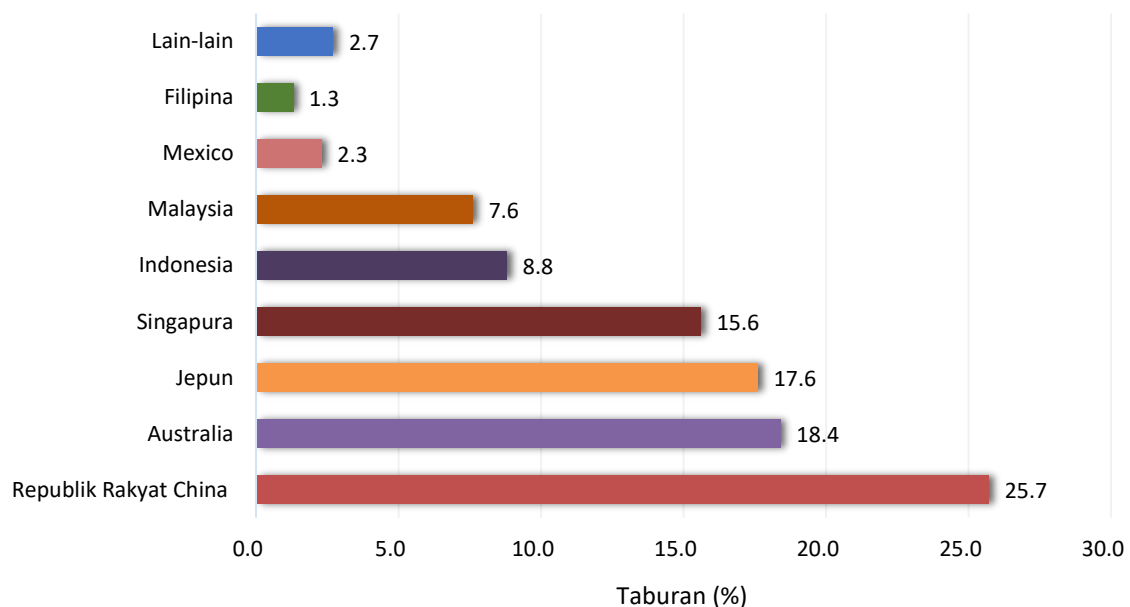
Prestasi Perdagangan Bagi Negara Brunei Darussalam



3. Jumlah eksport menurun sebanyak 2.5 peratus daripada BND1,336.3 juta pada bulan Oktober 2021 kepada BND1,302.9 juta pada bulan Oktober 2022. Ini terutamanya disebabkan oleh pengurangan eksport Bahan Api Galian daripada BND1,097.2 juta kepada BND1,005.7 juta dalam tempoh yang sama.

4. Penurunan utama eksport Bahan Api Galian adalah didorong oleh penurunan nilai eksport Minyak Mentah. Ini adalah disebabkan oleh penurunan eksport jumlah isipadu sebanyak 88.6 peratus daripada 85.11 kbbl sehari pada bulan Oktober 2021 kepada 9.68 kbbl sehari pada bulan Oktober 2022.
5. Dari segi komoditi eksport, Bahan Api Galian merupakan penyumbang utama eksport Negara Brunei Darussalam iaitu 77.2 peratus, diikuti dengan Bahan Kimia (20.2 peratus), dan Jentera dan Kelengkapan Pengangkutan (1.1 peratus).
6. Pasaran eksport utama pada bulan Oktober 2022 adalah Republik Rakyat China (25.7 peratus), diikuti oleh Australia (18.4 peratus), dan Jepun (17.6 peratus). Komoditi eksport terbesar ke Republik Rakyat China adalah Bahan Kimia, manakala Australia dan Jepun adalah Bahan Api Galian.

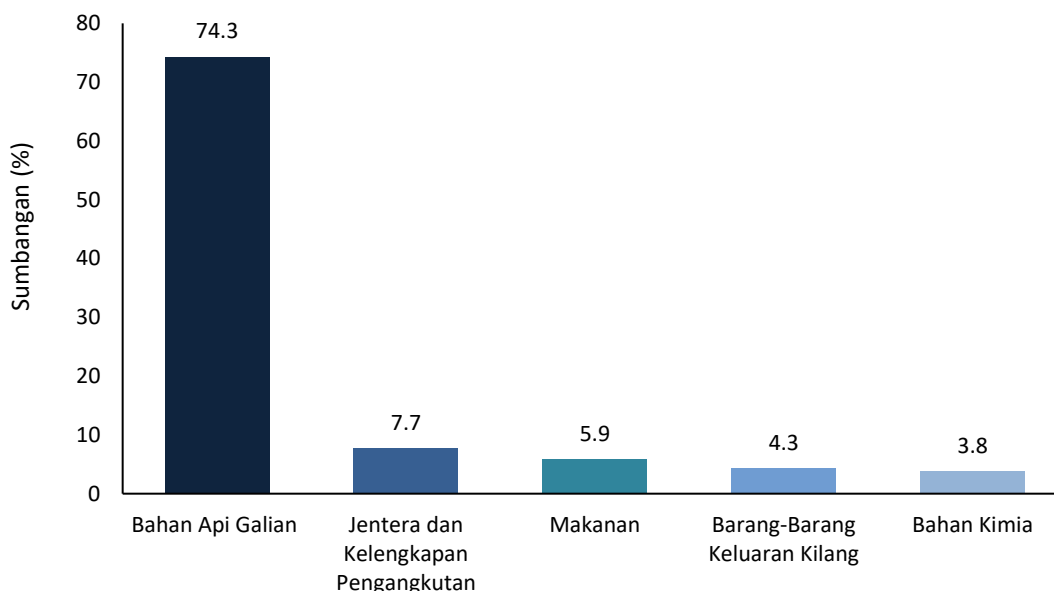
Peratus Taburan Eksport Mengikut Rakan Dagangan



7. Jumlah nilai import meningkat daripada BND975.9 juta pada bulan Oktober 2021 kepada BND1,174.6 juta pada bulan Oktober 2022, terutamanya disebabkan oleh peningkatan import Bahan Api Galian khususnya minyak mentah sebagai input pengeluaran bagi industri petrokimia hiliran.

8. Lima komoditi import utama pada bulan Oktober 2022 adalah Bahan Api Galian (74.3 peratus), diikuti oleh Jentera dan Kelengkapan Pengangkutan (7.7 peratus), Makanan (5.9 peratus), Barang-Barang Keluaran Kilang (4.3 peratus), dan Bahan Kimia (3.8 peratus).

Lima Komoditi Import Utama



9. Sumbangan terbesar rakan dagangan import adalah dari Emiriah Arab Bersatu (37.0 peratus), diikuti oleh Malaysia (23.8 peratus) dan Qatar (12.3 peratus), dengan komoditi import terbesar adalah Bahan Api Galian.
10. Kebanyakan import negara iaitu sebanyak 59.8 peratus adalah digunakan sebagai Barangan Perantaraan bagi pemprosesan, diikuti oleh Barangan Modal (37.5 peratus) bagi operasi perniagaan dan Barangan Penggunaan (2.7 peratus) bagi kegunaan isi rumah.
11. Pengangkutan melalui laut menyumbangkan bahagian tertinggi bagi kedua-kedua eksport dan import berjumlah BND2,384.8 juta atau 96.3 peratus. Ini diikuti oleh pengangkutan udara (BND60.6 juta atau 2.4 peratus) dan melalui darat (BND32.1 juta atau 1.3 peratus).
12. Laporan Perangkaan Perdagangan Barangan Antarabangsa bagi bulan Oktober 2022 boleh didapati melalui laman sesawang JPES di <https://deps.mofe.gov.bn..>



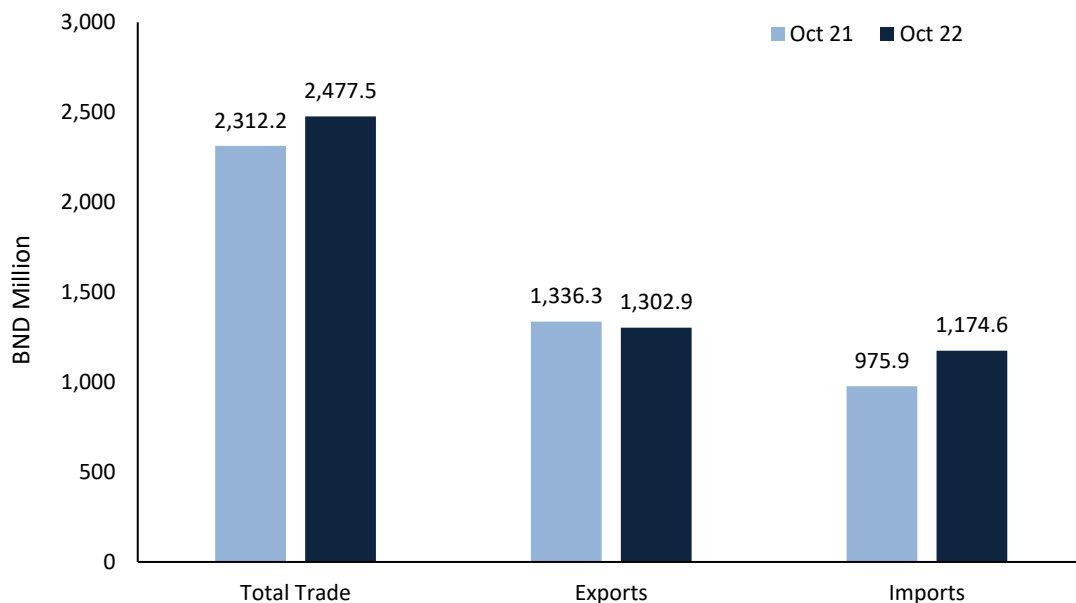
MEDIA RELEASE
DEPARTMENT OF ECONOMIC PLANNING AND STATISTICS
MINISTRY OF FINANCE AND ECONOMY

INTERNATIONAL MERCHANDISE TRADE STATISTICS (IMTS)
OCTOBER 2022

Total Trade increased by 7.1 per cent in October 2022 compared to October 2021

1. The total trade recorded an increase of 7.1 per cent from BND2,312.2 million in October 2021 to BND2,477.5 million in October 2022, contributed by a rise in import value between this period.
2. Compared to September 2022, total trade fell by 3.7 per cent due to a fall in exports, mainly Mineral Fuels.

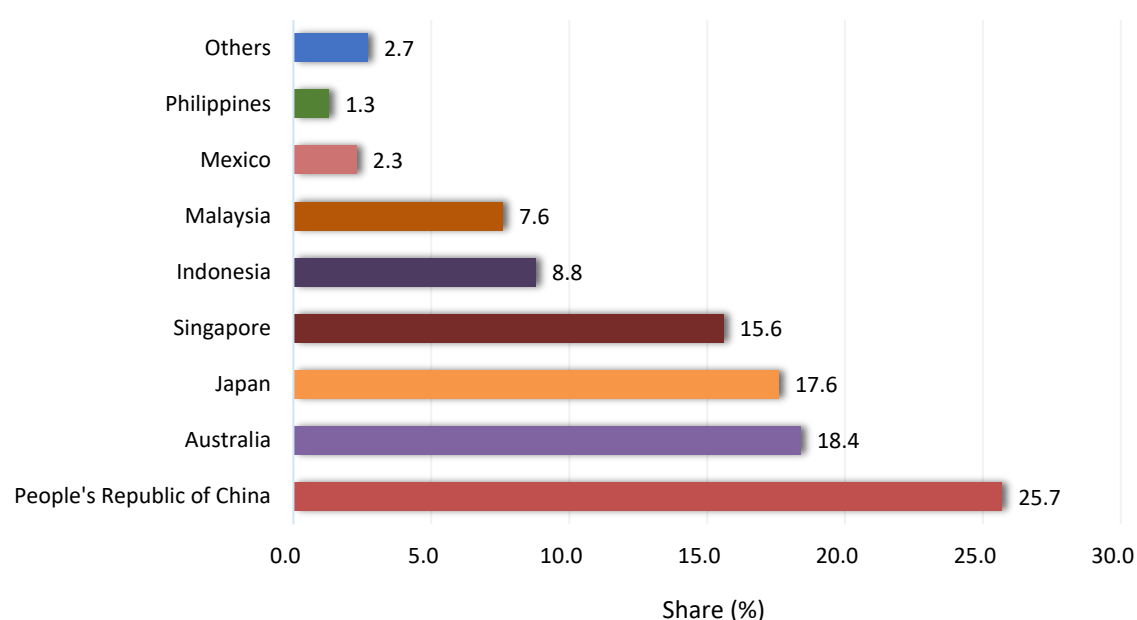
Brunei Darussalam's Trade Performance



3. Total exports decreased by 2.5 per cent from BND1,336.3 million in October 2021 to BND1,302.9 million in October 2022. This was mainly due to the decrease in Mineral Fuels exports from BND1,097.2 million to BND1,005.7 million in the same period.

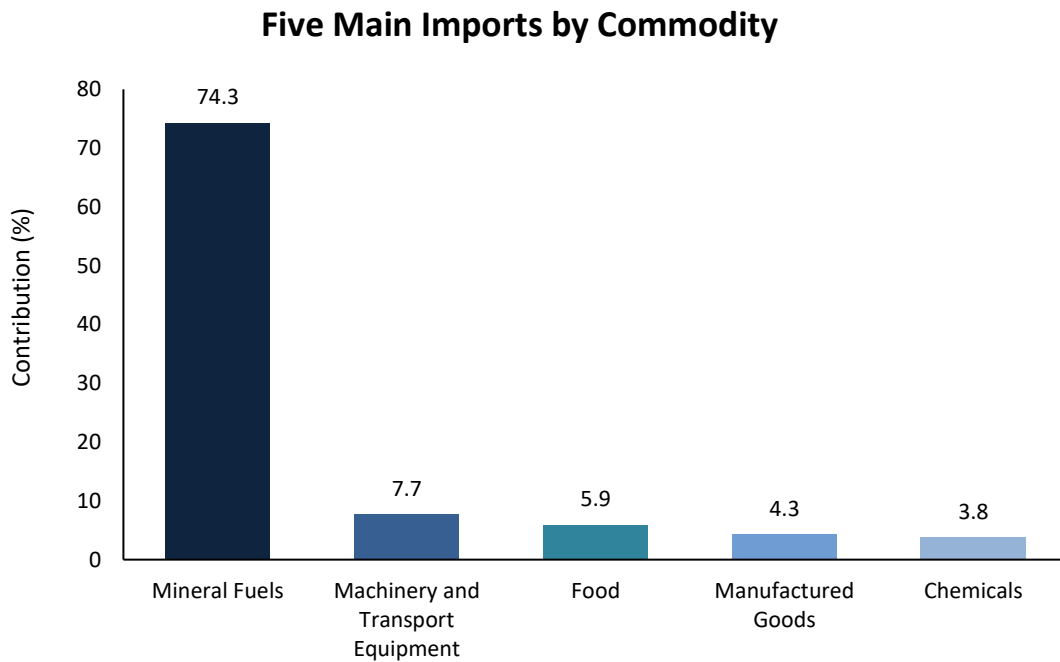
4. *The decrease in Mineral Fuels exports was primarily due to the lower export value of Crude Oil. This is attributed to a reduction in export volume by 88.6 per cent from 85.11 kbbbl/day in October 2021 to 9.68 kbbbl/day in October 2022.*
5. *In terms of commodity, Mineral Fuels represents the major contributor to Brunei Darussalam's exports at 77.2 per cent, followed by Chemicals (20.2 per cent), and Machinery and Transport Equipment (1.1 per cent).*
6. *The main exports market in October 2022 was People's Republic of China (25.7 per cent), followed by Australia (18.4 per cent), and Japan (17.6 per cent). The largest export commodity to People's Republic of China was Chemicals, whereas to Australia and Japan was Mineral Fuels.*

Share of Exports by Trading Partner



7. *Total value of imports increased from BND975.9 million in October 2021 to BND1,174.6 million in October 2022, mainly due to a significant increase in imports of Mineral Fuels particularly crude oil as production input for the downstream petrochemical industry.*

8. The five main imports by commodity for October 2022 were Mineral Fuels (74.3 per cent), followed by Machinery and Transport Equipment at (7.7 per cent), Food (5.9 per cent), Manufactured Goods (4.3 per cent), and Chemicals (3.8 per cent).



9. The biggest import partner by share was United Arab Emirates (37.0 per cent), followed by Malaysia (23.8 per cent) and Qatar (12.3 per cent), with Mineral Fuels as the largest import commodity.
10. Most of the country's imports at 59.8 per cent are used as Intermediate Goods for processing, followed by Capital Goods (37.5 per cent) for business operations and Consumption Goods (2.7 per cent) for household use.
11. Transport by sea accounted for the highest share for both exports and imports, which amounted to BND2,384.8 million or 96.3 per cent. This was followed by air transport (BND60.6 million or 2.4 per cent) and via land (BND32.1 million or 1.3 per cent).
12. The International Merchandise Trade Statistics report for October 2022 can be accessed through the DEPS's website at <https://deps.mofe.gov.bn>.