



SIARAN MEDIA

MEDIA RELEASE

PERANGKAAAN PERDAGANGAN BARANGAN

ANTARABANGSA

INTERNATIONAL MERCHANDISE TRADE STATISTICS (IMTS)

JULAI 2019

JULY 2019



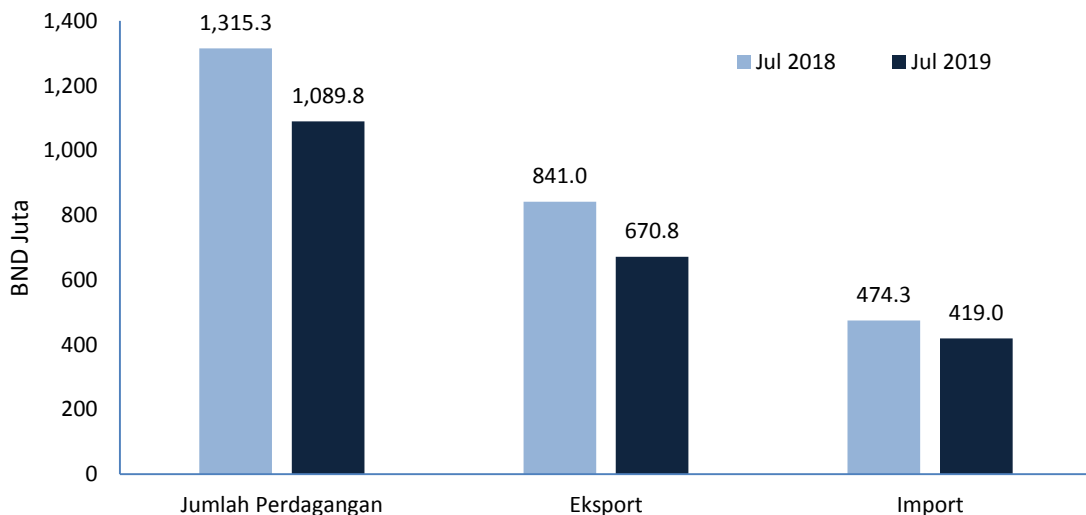
SIARAN MEDIA
JABATAN PERANCANGAN DAN KEMAJUAN EKONOMI
KEMENTERIAN KEWANGAN DAN EKONOMI

PERANGKAAAN PERDAGANGAN BARANGAN ANTARABANGSA
JULAI 2019

TAJUK UTAMA: JUMLAH PERDAGANGAN MENCATATKAN BND1,089.8 JUTA
PADA BULAN JULAI 2019

1. Jumlah perdagangan Negara Brunei Darussalam pada bulan Julai 2019 menurun 17.1 peratus kepada BND1,089.8 juta berbanding bulan Julai 2018.

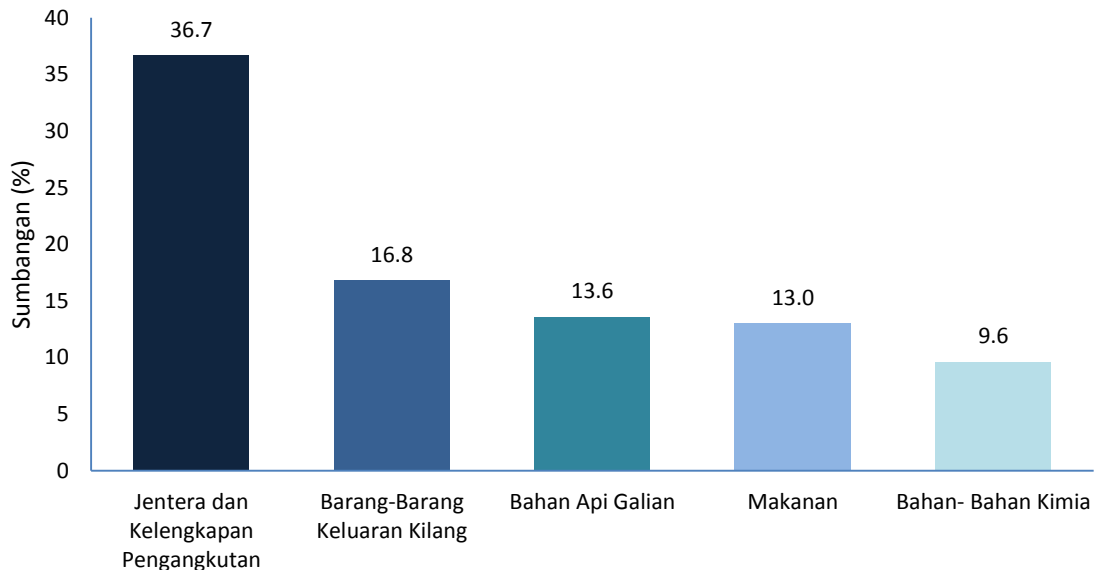
Prestasi Perdagangan Bagi Negara Brunei Darussalam



2. Jumlah eksport menurun sebanyak 20.2 peratus tahun-ke-tahun kepada BND670.8 juta. Penurunan tersebut disebabkan terutamanya oleh penurunan eksport Minyak Mentah sebanyak 26.2 peratus dan Gas Cecair Asli (LNG) sebanyak 16.5 peratus. Penurunan eksport Minyak Mentah dan LNG adalah berikutan oleh penurunan dalam jumlah isipadu Minyak Mentah dan LNG masing masing sebanyak 17.3 peratus dan 20.4 peratus. Purata harga eksport Minyak Mentah dan LNG juga menurun masing-masing sebanyak 10.5 peratus dan 0.6 peratus pada Julai 2019.

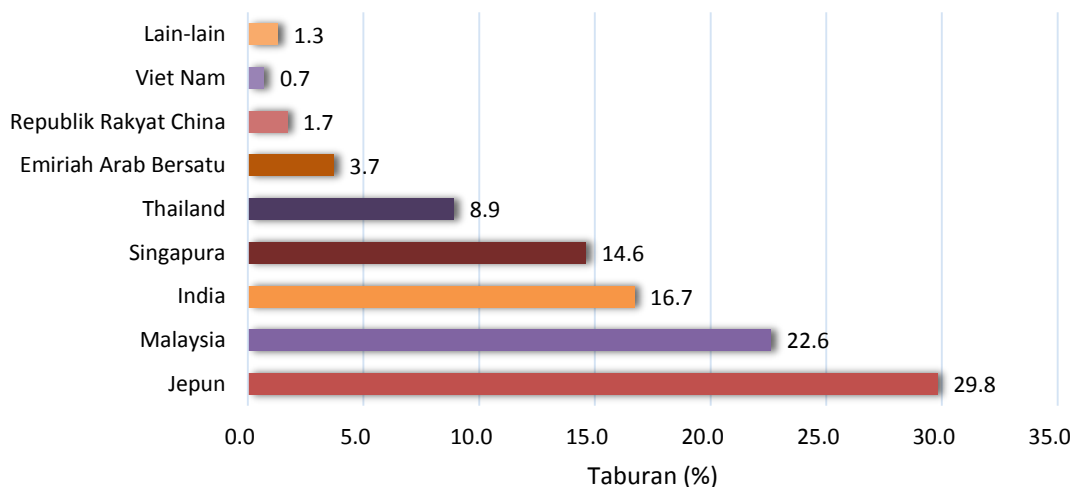
3. Jumlah import menurun sebanyak 11.7 peratus tahun-ke-tahun kepada BND419.0 juta. Lima komoditi import utama pada bulan ini adalah Jentera dan Kelengkapan Pengangkutan (36.7 peratus) diikuti oleh Barang-Barang Keluaran Kilang (16.8 peratus), Bahan Api Galian (13.6 peratus), Makanan (13.0 peratus) dan Bahan-Bahan Kimia (9.6 peratus).

Lima Komoditi Import Utama

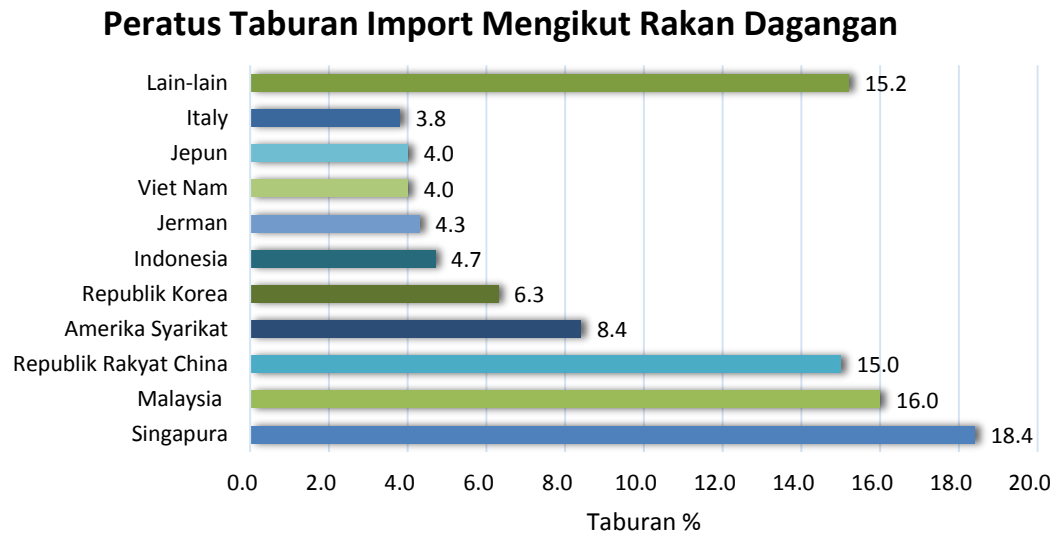


4. Mengikut Kategori Penggunaan Akhir, import Barang Perantaraan merangkumi 60.3 peratus dari jumlah import diikuti oleh import Barang Modal (31.4 peratus) dan Barang Penggunaan (8.3 peratus).
5. Pasaran eksport terbesar bagi Negara Brunei Darussalam adalah Jepun (29.8 peratus) diikuti oleh Malaysia (22.6 peratus) dan India (16.7 peratus).

Peratus Taburan Eksport Mengikut Rakan Dagangan



6. Dari segi import mengikut rakan dagangan, sumbangan terbesar adalah dari Singapura (18.4 peratus) diikuti oleh Malaysia (16.0 peratus) dan Republik Rakyat China (15.0 peratus).



7. Perangkaan Perdagangan Barangan Antarabangsa (*International Merchandise Trade Statistics, IMTS*) bagi Negara Brunei Darussalam menggunakan "General System" bagi merekodkan perangkaan perdagangan yang meliputi import, eksport domestik dan eksport semula. Laporan penuh IMTS bagi bulan Julai 2019 boleh didapati melalui laman sesawang JPKE di www.depd.gov.bn.

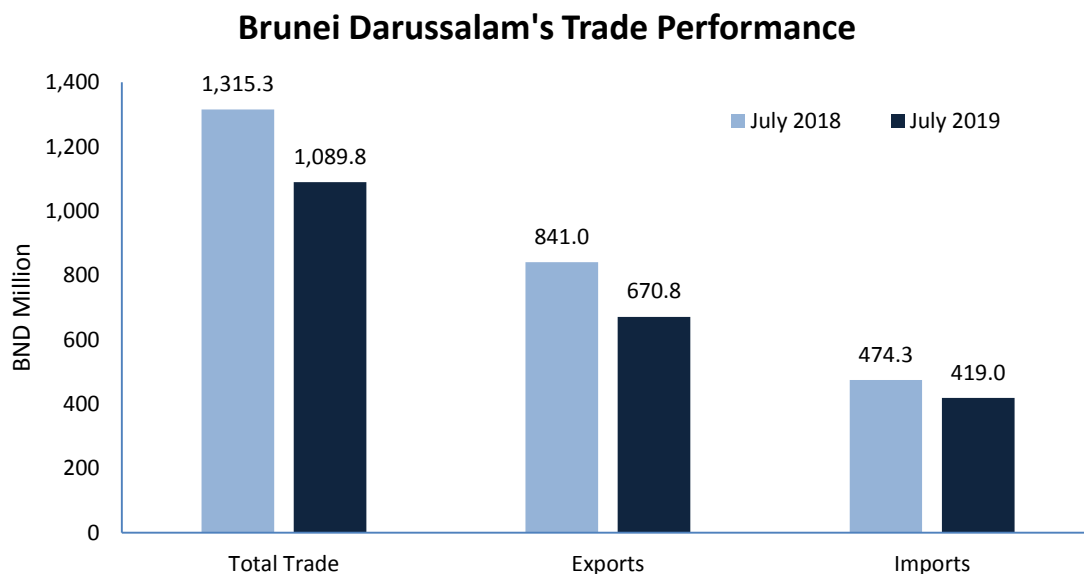


MEDIA RELEASE
DEPARTMENT OF ECONOMIC PLANNING AND DEVELOPMENT
MINISTRY OF FINANCE AND ECONOMY

INTERNATIONAL MERCHANDISE TRADE STATISTICS (IMTS)
JULY 2019

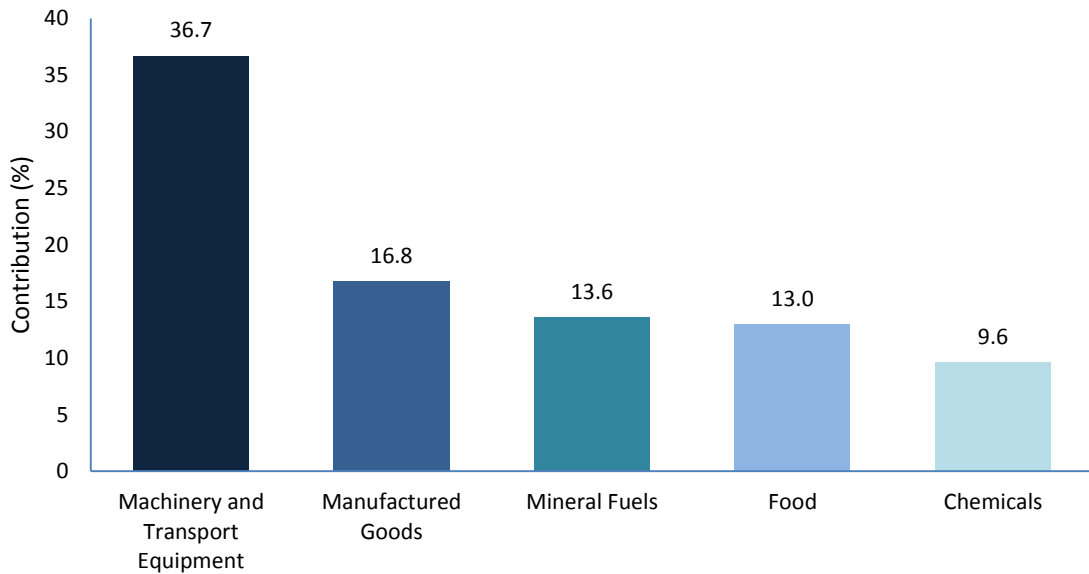
HEADLINE: TOTAL TRADE RECORDED BND1,089.8 MILLION IN JULY 2019

1. *Brunei Darussalam's total trade in July 2019 decreased by 17.1 per cent to BND1,089.8 million compared to July 2018.*



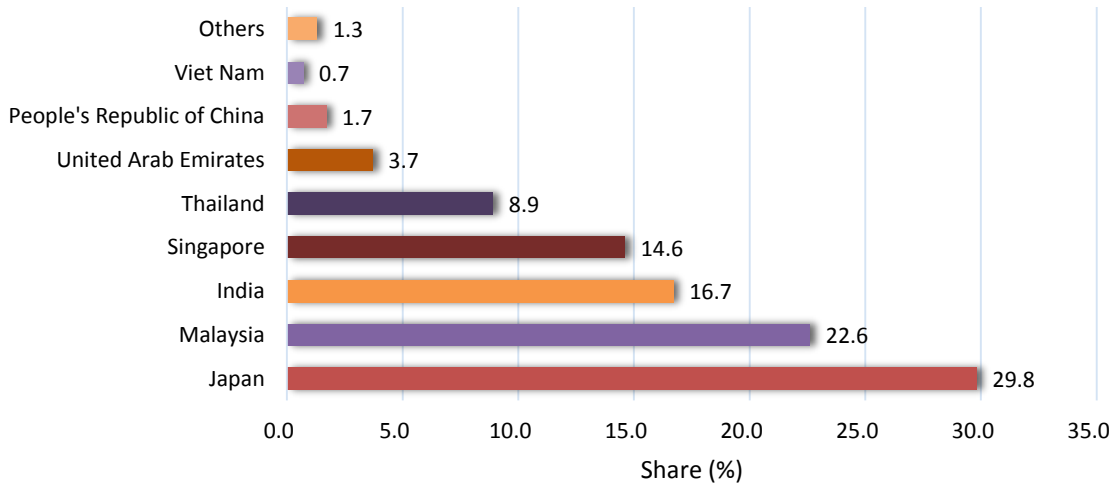
2. *Total exports decreased by 20.2 per cent year-on-year to BND670.8 million. This was mainly due to decreases in the exports of Crude Oil and Liquefied Natural Gas (LNG) by 26.2 per cent and 16.5 per cent respectively. The decrease in the exports of Crude Oil and LNG was attributed by a decrease in the export volume of Crude Oil and LNG by 17.3 per cent and 20.4 per cent respectively. Furthermore, the export price of Crude Oil and LNG also decreased by 10.5 per cent and 0.6 per cent respectively.*
3. *Total imports decreased by 11.7 per cent to BND419.0 million. The five main import commodities were Machinery and Transport Equipment (36.7 per cent), followed by Manufactured Goods (16.8 per cent), Mineral Fuels (13.6 per cent), Food (13.0 per cent) and Chemicals (9.6 per cent).*

Five Main Import Commodities

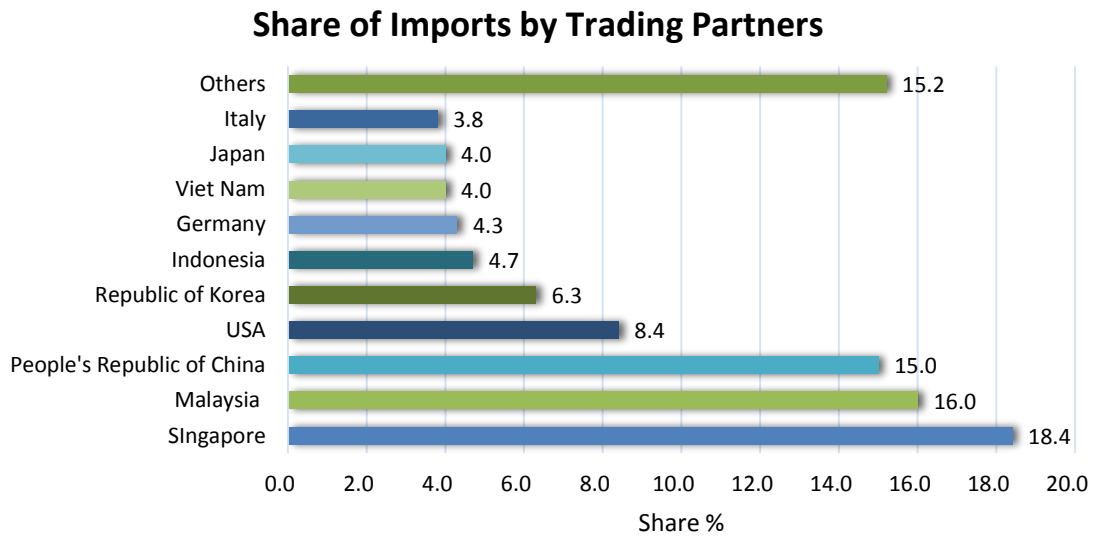


- 4. *By End Use category, imports of Intermediate Goods comprised of 60.3 per cent of the total imports followed by Capital goods (31.4 per cent) and Consumption Goods (8.3 per cent).*
- 5. *The main export market for Brunei Darussalam in July 2019 was Japan (29.8 per cent) followed by Malaysia (22.6 per cent) and India (16.7 per cent).*

Share of Exports by Trading Partners



6. For imports by trading partners, the highest share was from Singapore (18.4 per cent), followed by Malaysia (16.0 per cent) and People's Republic of China (15.0 per cent).



7. The International Merchandise Trade Statistics (IMTS) for Brunei Darussalam adopts the General System for recording trade statistics, which covers imports, domestic exports, and re-exports. The IMTS full report for July 2019 is available from DEPD's website at www.depd.gov.bn.