



SIARAN MEDIA

MEDIA RELEASE

PERANGKAAAN PERDAGANGAN BARANGAN

ANTARABANGSA

INTERNATIONAL MERCHANDISE TRADE STATISTICS (IMTS)

MAC 2019

MARCH 2019

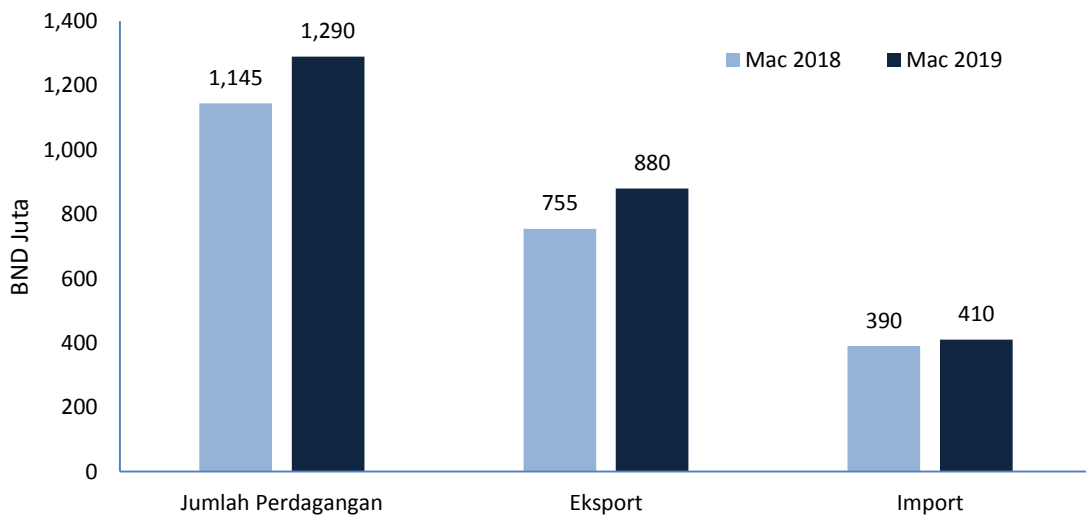


SIARAN MEDIA
JABATAN PERANCANGAN DAN KEMAJUAN EKONOMI
KEMENTERIAN KEWANGAN DAN EKONOMI
PERANGKAAAN PERDAGANGAN BARANGAN ANTARABANGSA
MAC 2019

TAJUK UTAMA: JUMLAH PERDAGANGAN MENINGKAT 12.7 PERATUS
PADA BULAN MAC 2019

1. Jumlah perdagangan Negara Brunei Darussalam pada bulan Mac 2019 meningkat 12.7 peratus kepada BND1,290.2 juta berbanding bulan Mac 2018.

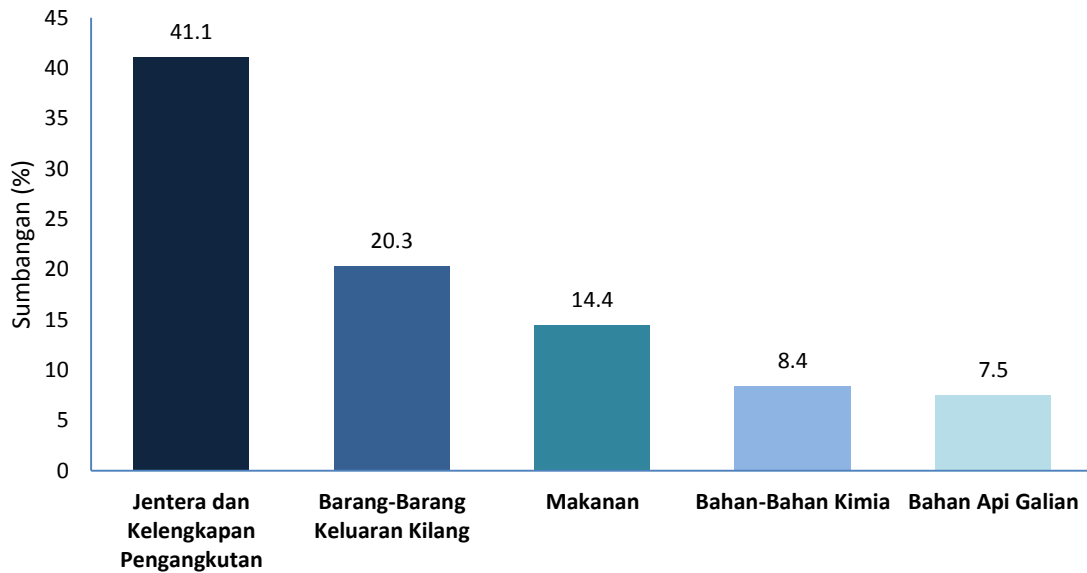
Prestasi Perdagangan Bagi Negara Brunei Darussalam



2. Jumlah eksport meningkat 16.7 peratus tahun-ke-tahun kepada BND880.2 juta. Peningkatan tersebut disebabkan terutamanya oleh peningkatan eksport Minyak Mentah 25.0 peratus dan eksport Gas Cecair Asli (LNG) 11.6 peratus.

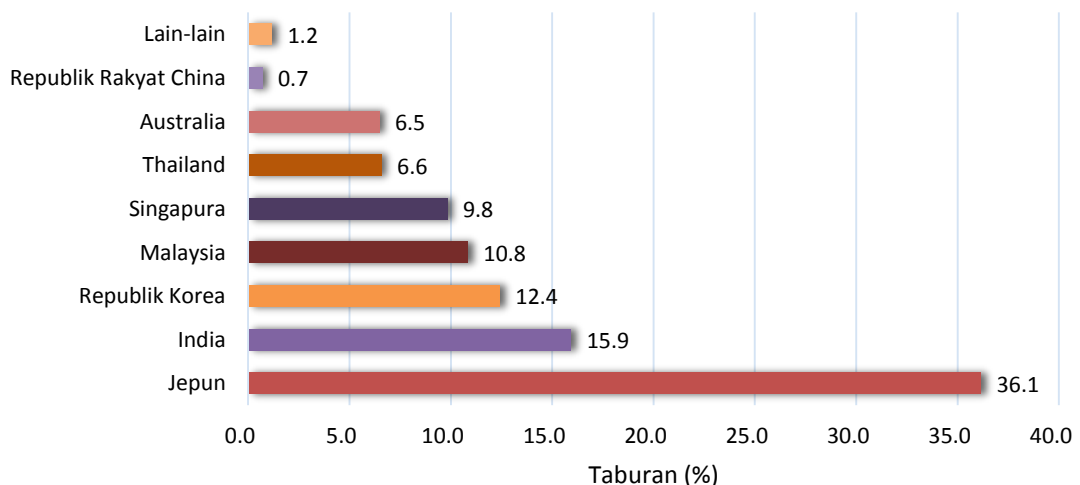
3. Jumlah import meningkat 5.0 peratus tahun-ke-tahun kepada BND410.0 juta. Lima komoditi import utama pada bulan ini adalah Jentera dan Kelengkapan Pengangkutan (41.1 peratus) diikuti oleh Barang-Barang Keluaran Kilang (20.3 peratus), Makanan (14.4 peratus), Bahan-Bahan Kimia (8.4 peratus) dan Bahan Api Galian (7.5 peratus).

Lima Komoditi Import Utama

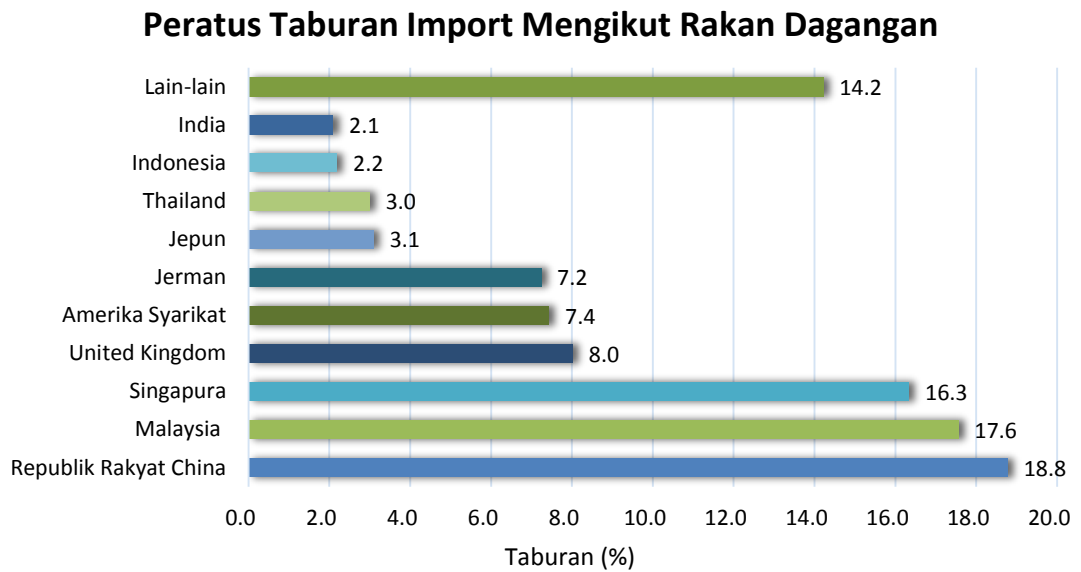


4. Mengikut Kategori Penggunaan Akhir, import Barang Perantaraan merangkumi 58.3 peratus dari jumlah import diikuti oleh import Barang Modal (33.6 peratus) dan Barang Penggunaan (8.1 peratus).
5. Pasaran eksport terbesar bagi Negara Brunei Darussalam adalah Jepun (36.1 peratus) diikuti oleh India (15.9 peratus) dan Republik Korea (12.4 peratus).

Peratus Taburan Eksport Mengikut Rakan Dagangan



6. Dari segi import mengikut rakan dagangan, sumbangan terbesar adalah Republik Rakyat China (18.8 peratus) diikuti oleh Malaysia (17.6 peratus) dan Singapura (16.3 peratus).



7. Perangkaan Perdagangan Barangan Antarabangsa (*International Merchandise Trade Statistics, IMTS*) bagi Negara Brunei Darussalam menggunakan “*General System*” bagi merekodkan perangkaan perdagangan yang meliputi import, eksport domestik dan eksport semula. Laporan penuh IMTS bagi bulan Mac 2019 boleh didapati melalui laman sesawang JPKE di www.depd.gov.bn.

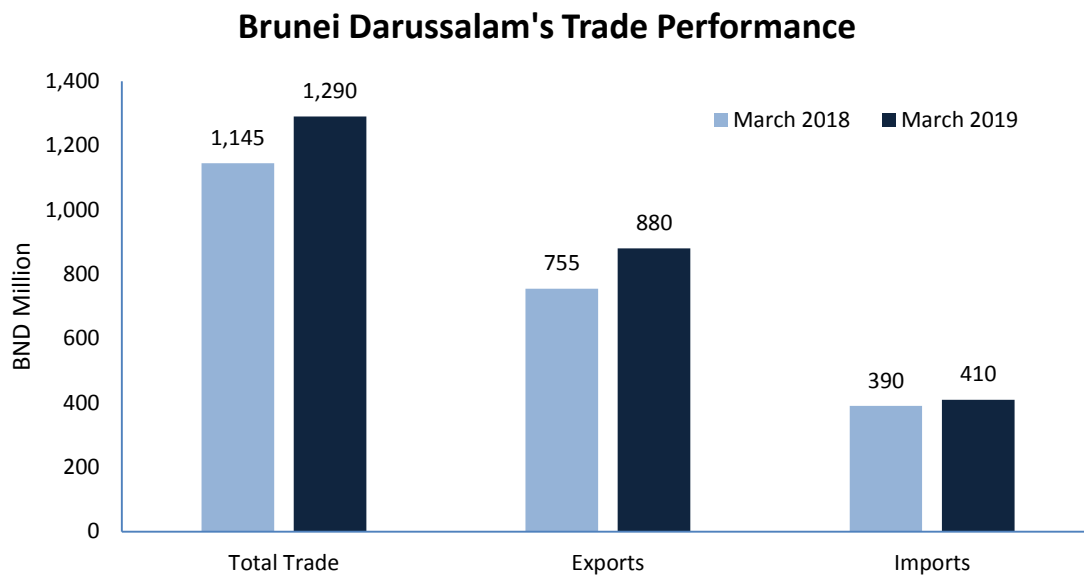


MEDIA RELEASE
DEPARTMENT OF ECONOMIC PLANNING AND DEVELOPMENT
MINISTRY OF FINANCE AND ECONOMY

INTERNATIONAL MERCHANDISE TRADE STATISTICS (IMTS)
MARCH 2019

HEADLINE: TOTAL TRADE INCREASED 12.7 PER CENT IN MARCH 2019

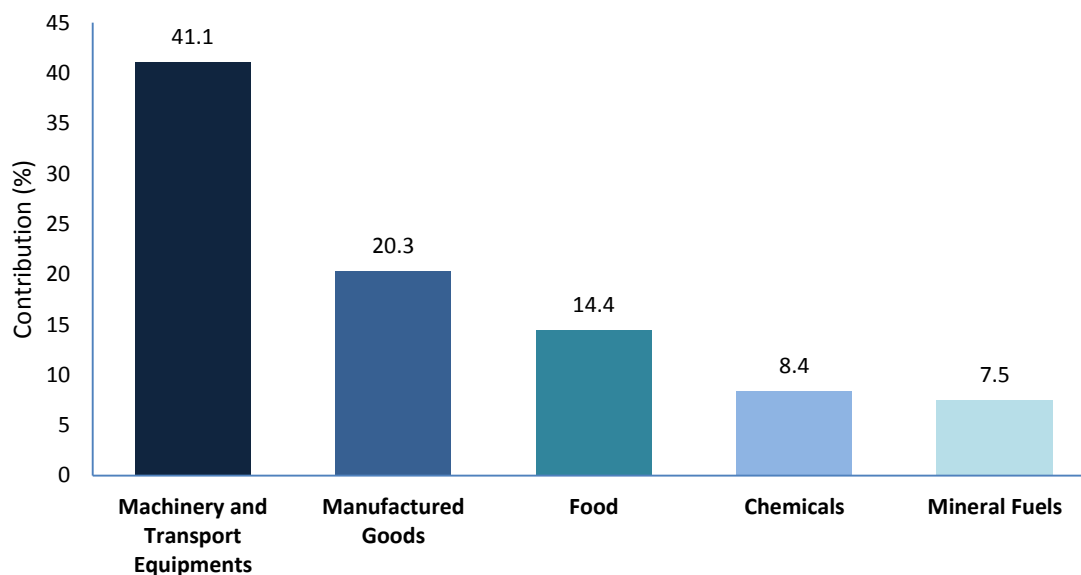
1. *Brunei Darussalam's total trade in March 2019 increased by 12.7 per cent to BND1,290.2 million compared to March 2018.*



2. *Total exports increased year on year by 16.7 per cent to BND880.2 million. The increase was supported mainly by increase in the export of Crude Oil by 25.0 per cent and the export of Liquefied Natural Gas (LNG) by 11.6 per cent.*

3. Total imports increased by 5.0 per cent to BND410.0 million. The five main import commodities were Machinery and Transport Equipment (41.1 per cent), followed by Manufactured Goods (20.3 per cent), Food (14.4 per cent), Chemicals (8.4 per cent) and Mineral Fuels (7.5 per cent).

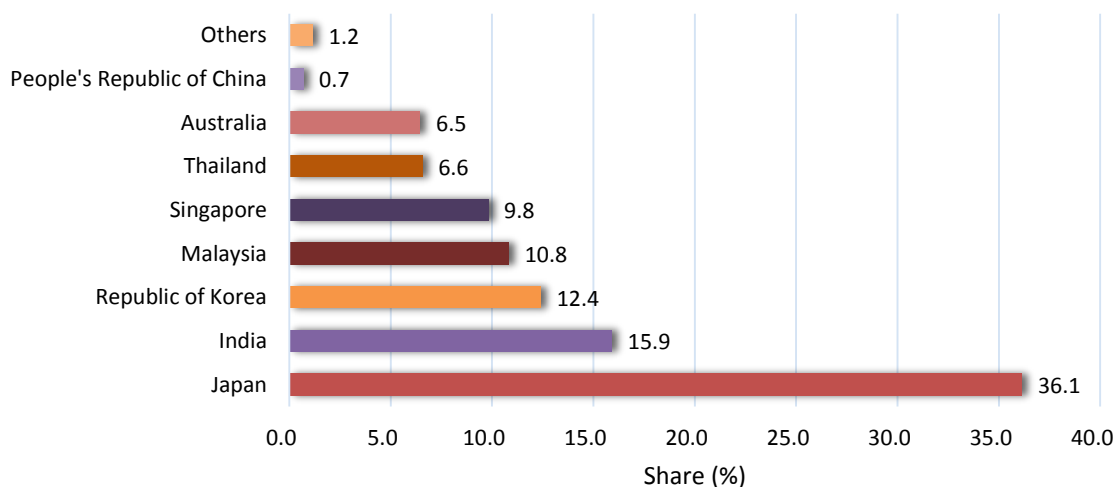
Five Main Import Commodities



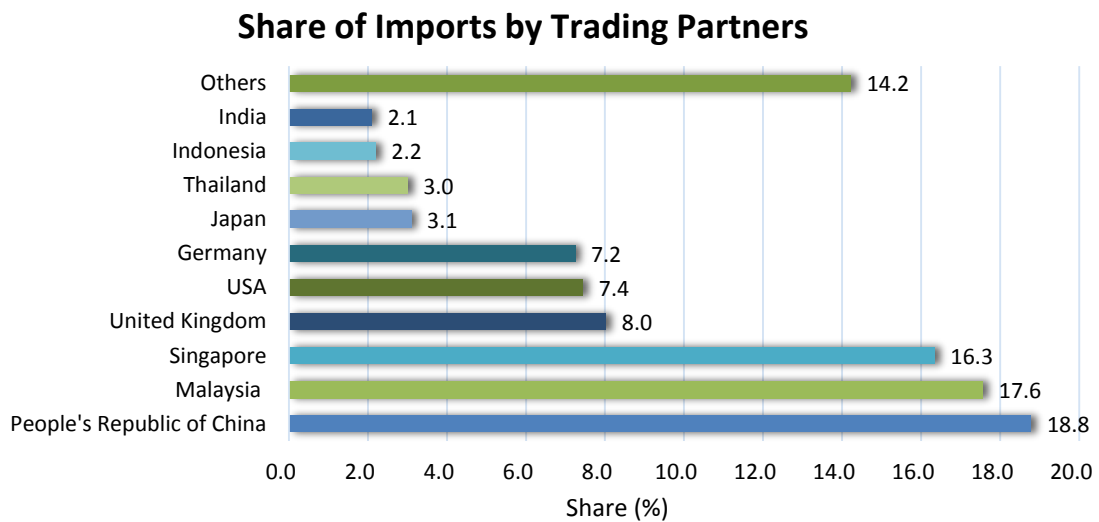
4. By End Use category, imports of Intermediate Goods comprised of 58.3 per cent of the total imports followed by imports of Capital goods (33.6 per cent) and Consumption Goods (8.1 per cent).

5. The main export market for Brunei Darussalam in March 2019 was Japan (36.1 per cent) followed by India (15.9 per cent) and Republic of Korea (12.4 per cent).

Share of Exports by Trading Partners



6. For imports by trading partners, the highest share was from People's Republic of China (18.8 per cent), followed by Malaysia (17.6 per cent) and Singapore (16.3 per cent).



7. The International Merchandise Trade Statistics (IMTS) for Brunei Darussalam adopts the General System for recording trade statistics, which covers imports, domestic exports, and re-exports. The IMTS full report for March 2019 is available from DEPD's website at www.depd.gov.bn.