



SIARAN MEDIA

MEDIA RELEASE

PERANGKAAAN PERDAGANGAN BARANGAN

ANTARABANGSA

INTERNATIONAL MERCHANDISE TRADE STATISTICS (IMTS)

JUN 2019

JUNE 2019



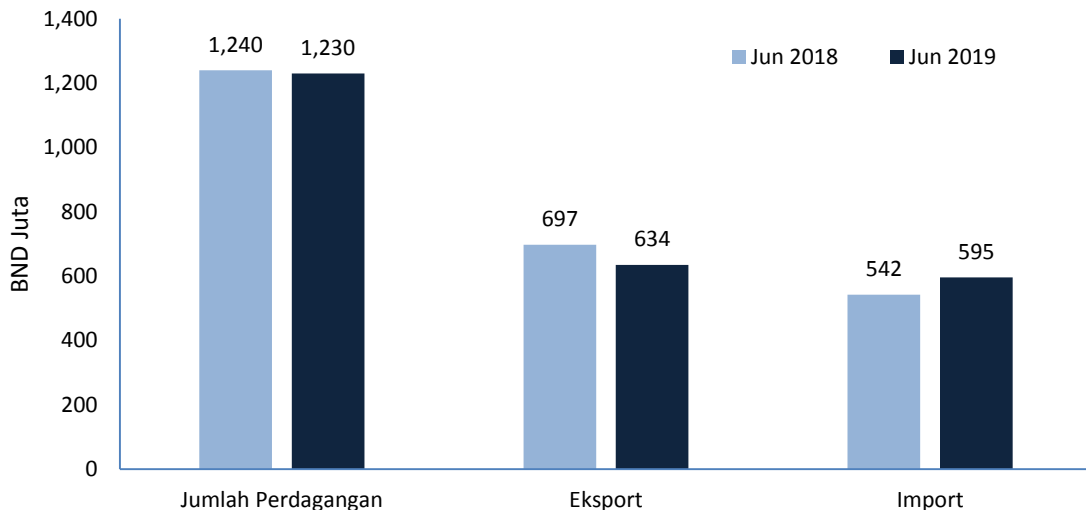
SIARAN MEDIA
JABATAN PERANCANGAN DAN KEMAJUAN EKONOMI
KEMENTERIAN KEWANGAN DAN EKONOMI

PERANGKAAAN PERDAGANGAN BARANGAN ANTARABANGSA
JUN 2019

TAJUK UTAMA: JUMLAH PERDAGANGAN MENCATATKAN BND1,229.8 JUTA
PADA BULAN JUN 2019

1. Jumlah perdagangan Negara Brunei Darussalam pada bulan Jun 2019 menurun 0.8 peratus kepada BND1,229.8 juta berbanding bulan Jun 2018.

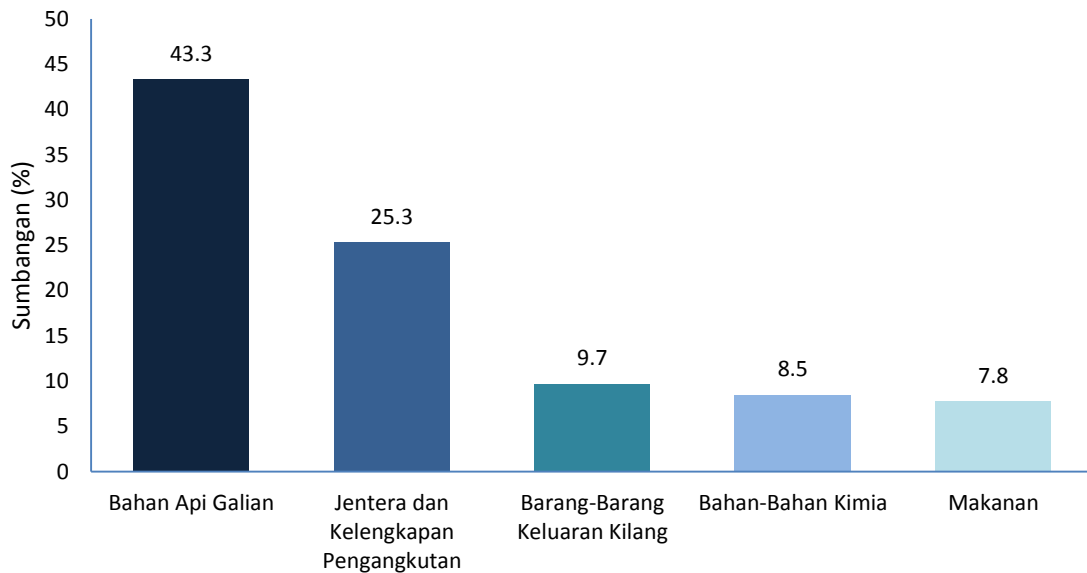
Prestasi Perdagangan Bagi Negara Brunei Darussalam



2. Jumlah eksport menurun sebanyak 9.0 peratus tahun-ke-tahun kepada BND634.4 juta. Penurunan tersebut disebabkan terutamanya oleh penurunan eksport Minyak Mentah sebanyak 7.9 peratus dan Gas Cecair Asli (LNG) sebanyak 22.5 peratus. Penurunan eksport Minyak Mentah adalah berikutan oleh penurunan dalam purata harga eksport Minyak Mentah daripada USD76.83 setong pada Jun 2018 kepada USD67.91 setong pada Jun 2019. Manakala bagi LNG, penurunan adalah disebabkan oleh penurunan dalam jumlah isipadu dan purata harga masing-masing sebanyak 11.7 peratus dan 13.3 peratus pada Jun 2019.

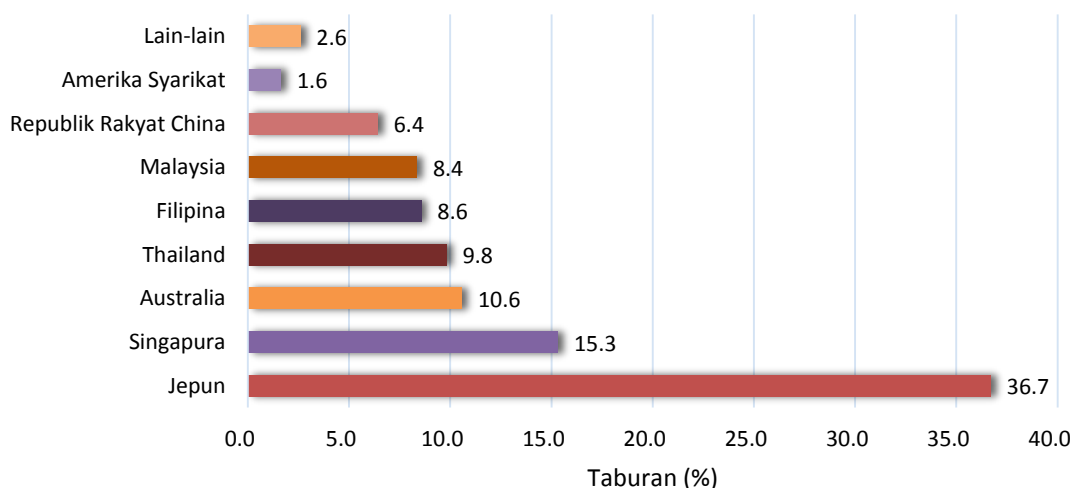
3. Jumlah import meningkat sebanyak 9.8 peratus tahun-ke-tahun kepada BND595.4 juta. Lima komoditi import utama pada bulan ini adalah Bahan Api Galian (43.3 peratus) diikuti oleh Jentera dan Kelengkapan Pengangkutan (25.3 peratus), Barang-Barang Keluaran Kilang (9.7 peratus), Bahan-Bahan Kimia (8.5 peratus) dan Makanan (7.8 peratus).

Lima Komoditi Import Utama

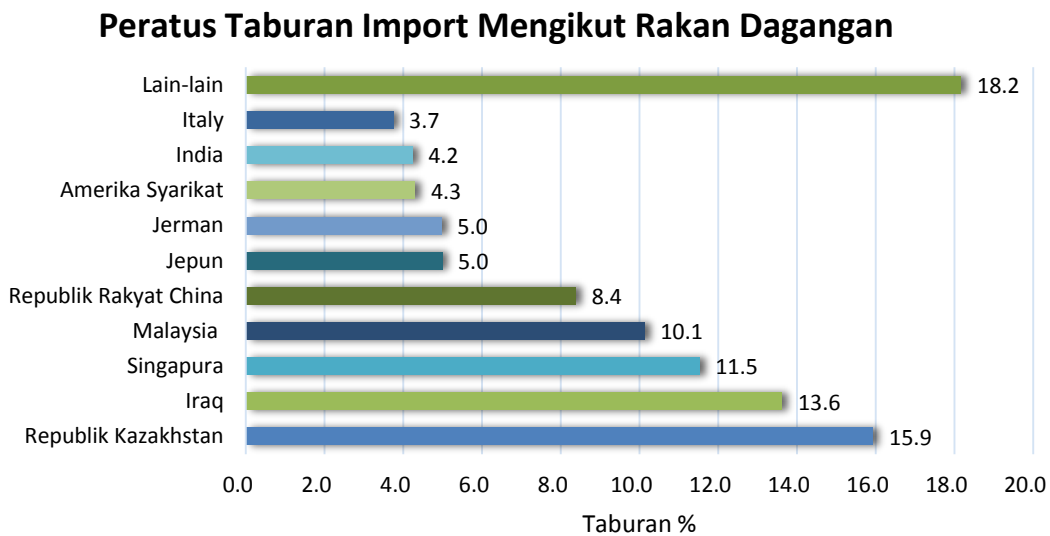


4. Mengikut Kategori Penggunaan Akhir, import Barang Perantaraan merangkumi 60.7 peratus dari jumlah import diikuti oleh import Barang Modal (33.6 peratus) dan Barang Penggunaan (5.7 peratus).
5. Pasaran eksport terbesar bagi Negara Brunei Darussalam adalah Jepun (36.7 peratus) diikuti oleh Singapura (15.3 peratus) dan Australia (10.6 peratus).

Peratus Taburan Eksport Mengikut Rakan Dagangan



6. Dari segi import mengikut rakan dagangan, sumbangan terbesar adalah dari Republik Kazakhstan (15.9 peratus) diikuti oleh Iraq (13.6 peratus) dan Singapura (11.5 peratus).



7. Perangkaan Perdagangan Barangan Antarabangsa (*International Merchandise Trade Statistics, IMTS*) bagi Negara Brunei Darussalam menggunakan “*General System*” bagi merekodkan perangkaan perdagangan yang meliputi import, eksport domestik dan eksport semula. Laporan penuh IMTS bagi bulan Jun 2019 boleh didapati melalui laman sesawang JPKE di www.depd.gov.bn.

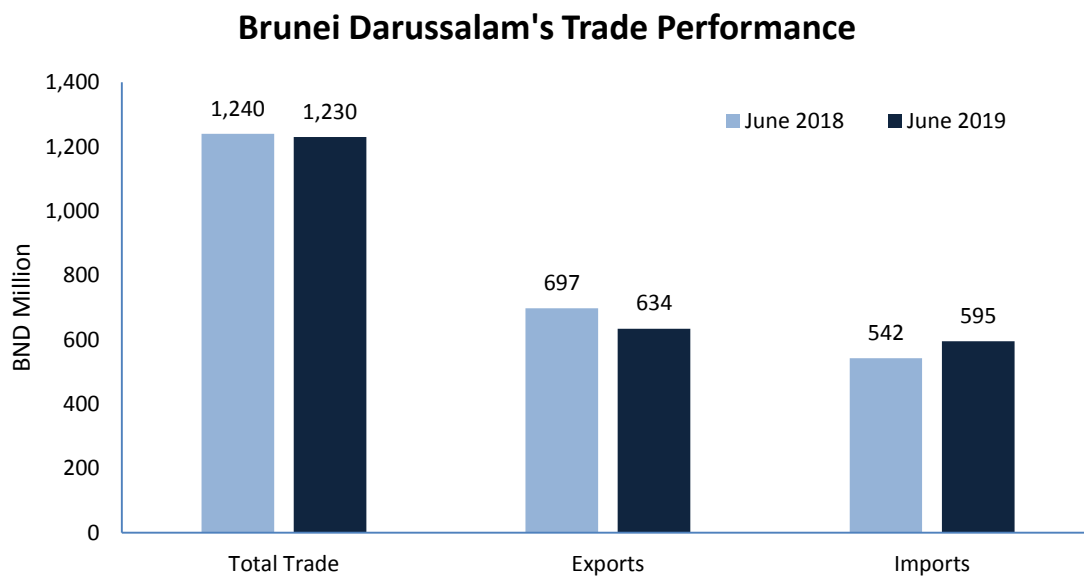


MEDIA RELEASE
DEPARTMENT OF ECONOMIC PLANNING AND DEVELOPMENT
MINISTRY OF FINANCE AND ECONOMY

INTERNATIONAL MERCHANDISE TRADE STATISTICS (IMTS)
JUNE 2019

HEADLINE: TOTAL TRADE RECORDED BND1,229.8 MILLION IN JUNE 2019

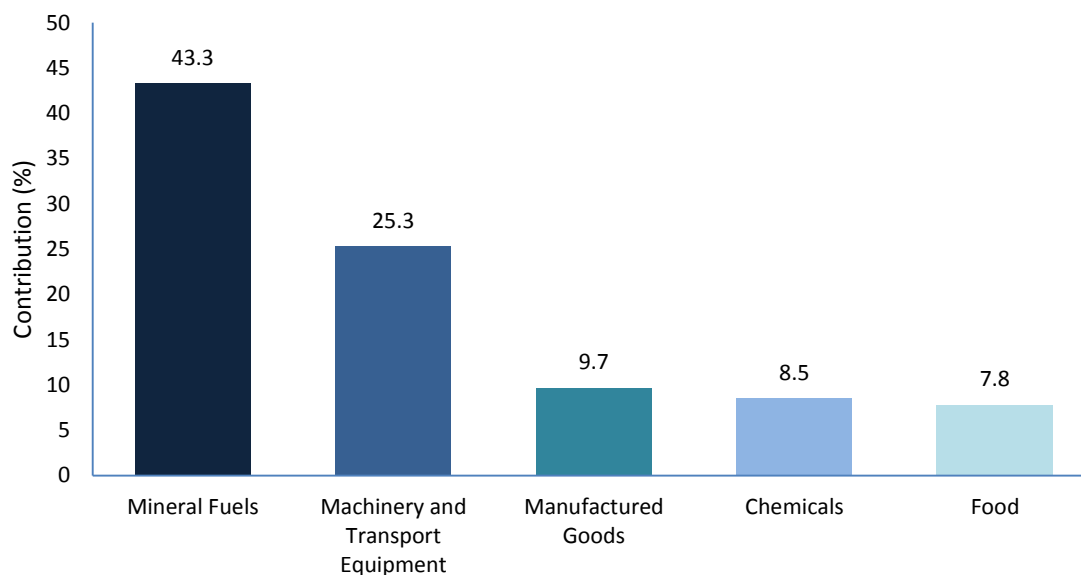
1. *Brunei Darussalam's total trade in June 2019 decreased by 0.8 per cent to BND1,229.8 million compared to June 2018.*



2. *Total exports decreased by 9.0 per cent year-on-year to BND634.4 million. The decrease was mainly due to the fall in the exports of Crude Oil by 7.9 per cent and Liquefied Natural Gas (LNG) by 22.5 per cent. The decrease in the exports of Crude Oil was attributed by a decrease in the export price of Crude Oil by 11.6 per cent from USD76.83/bbl in June 2018 to USD67.91/bbl in June 2019. Meanwhile, the exports of Liquefied Natural Gas (LNG) was decrease due to the decreased of both exports volume and price by 11.7 per cent and 13.3 per cent respectively.*

3. Total imports increased by 9.8 per cent to BND595.4 million. The five main import commodities were Mineral Fuels (43.3 per cent), followed by Machinery and Transport Equipment (25.3 per cent), Manufactured Goods (9.7 per cent), Chemicals (8.5 per cent) and Food (7.8 per cent).

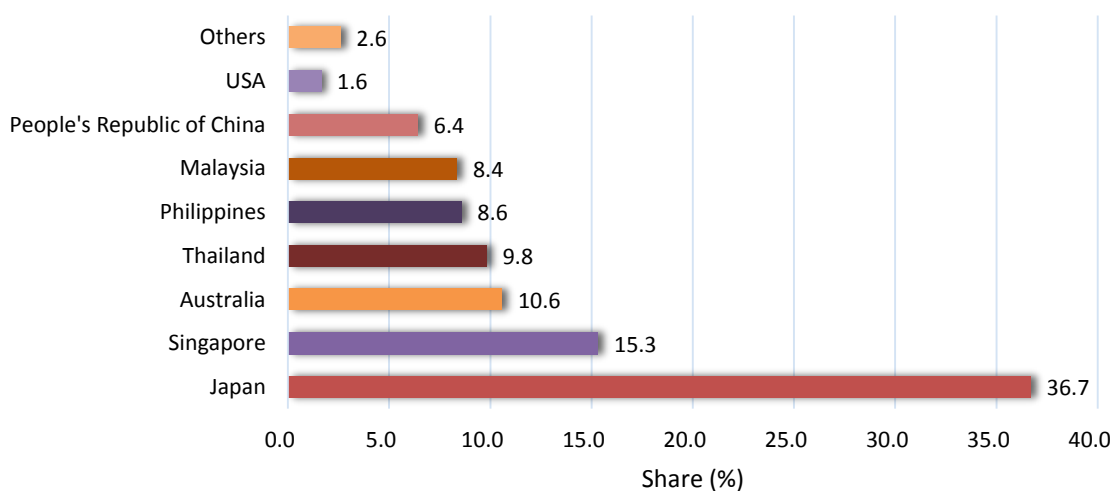
Five Main Import Commodities



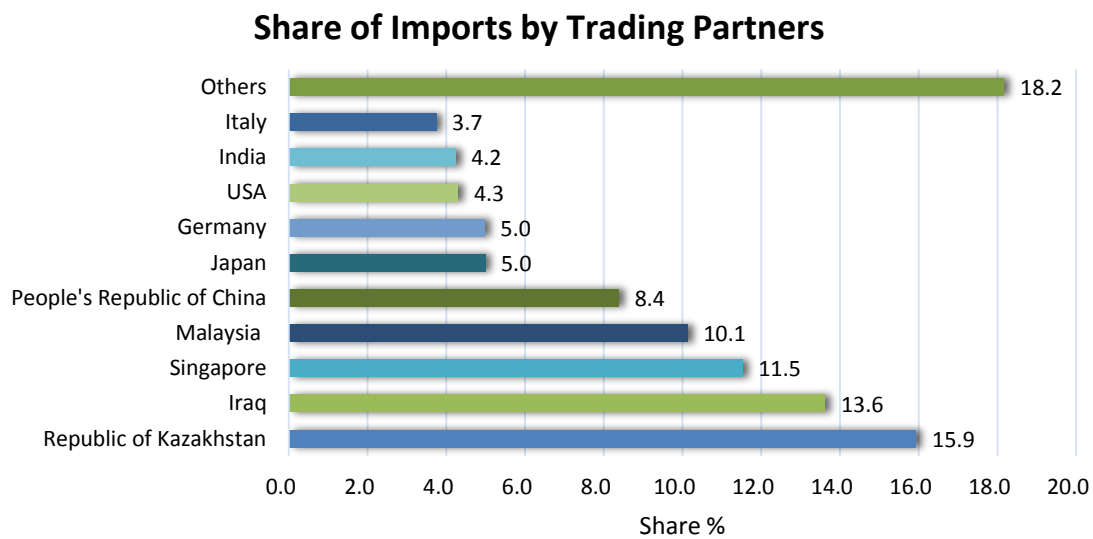
4. By End Use category, imports of Intermediate Goods comprised of 60.7 per cent of the total imports followed by Capital goods (33.6 per cent) and Consumption Goods (5.7 per cent).

5. The main export market for Brunei Darussalam in June 2019 was Japan (36.7 per cent) followed by Singapore (15.3 per cent) and Australia (10.6 per cent).

Share of Exports by Trading Partners



6. For imports by trading partners, the highest share was from Republic of Kazakhstan (15.9 per cent), followed by Iraq (13.6 per cent) and Singapore (11.5 per cent).



7. The International Merchandise Trade Statistics (IMTS) for Brunei Darussalam adopts the General System for recording trade statistics, which covers imports, domestic exports, and re-exports. The IMTS full report for June 2019 is available from DEPD's website at www.depd.gov.bn.